Capital Regional District

625 Fisgard St.,
Victoria, BC V8W 1R7

Notice of Meeting and Meeting Agenda
Juan De Fuca Water Distribution Commission

Tuesday, September 15, 2026 | **1:30 PM** | **Goldstream Conference Room, 479 Island Hwy, Victoria BC V9B 1H7**

Special - Budget

Members of the public can view the live meeting via MS Teams link: **Click here**

G. Baird (Chair), M. Wagner (Vice Chair), S. Donaldson, D. Grove, K. Guiry, K. Pearson, J. Rogers, A. Wickheim

The Capital Regional District strives to be a place where inclusion is paramount and all people are treated with dignity. We pledge to make our meetings a place where all feel welcome and respected.

1. Territorial Acknowledgement

2. Approval of Agenda

3. Adoption of Minutes

3.1. 26-1007 Minutes of the Juan de Fuca Water Distribution Commission Meeting of May 5, 2026

Recommendation: That the minutes of the Juan de Fuca Water Distribution Commission meeting of May 5, 2026 be adopted as circulated.

Attachments: Minutes: May 5, 2026

4. Chair's Remarks

5. Presentations/Delegations

The public are welcome to attend CRD meetings in-person.

Delegations will have the option to participate electronically. Please complete the online application at www.crd.ca/address no later than 4:30 pm two days before the meeting and staff will respond with details.

Alternatively, you may email your comments on an agenda item to the Juan de Fuca Water Distribution Commission at legserv@crd.bc.ca.

6. Consent Agenda

6.1. 26-0989 Summary of Recommendations from Other Water Commissions

Recommendation: There is no recommendation. This report is for information only.

Attachments:
Summary: RWSC - May 20, 2026
Summary: RWSC - June 17, 2026
Summary: RWSC - July 15, 2026
Summary: SPWC - June 4, 2026
Summary: SPWC - September 3, 2026

6.2. 26-0990 Water Watch Report - September 2026

Recommendation: There is no recommendation. This report is for information only.

Attachments: Water Watch Report - September 8, 2026

6.3. 26-1011 Monthly Water Quality Dashboard - July & August 2026

Recommendation: There is no recommendation. This report is for information only.

Attachments:
Monthly Water Quality Dashboard - July 2026
Monthly Water Quality Dashboard - August 2026

7. Commission Business

7.1. 26-0873 General Manager's Verbal Update - September 2026

Recommendation: There is no recommendation. This verbal update is for information only.

7.2. 26-0877 Juan de Fuca Water Distribution Service 2027 Capital and Operating Budget

Recommendation: The Juan de Fuca Water Distribution Commission recommends that the Committee of the Whole recommend that the Capital Regional District Board:
1. Approve the 2027 Operating and Capital Budget and the Five-Year Capital Plan;
2. Approve the 2027 Juan de Fuca Water Distribution Service retail water rate of $3.1464/m3, adjusted if necessary, by any change in the Regional Water Supply wholesale water rate;
3. Direct staff to balance the 2026 actual operating deficit or surplus on the 2026 capital fund transfer;
4. Direct staff to update carry forward balances in the 2027 Capital Budget for changes after year end; and
5. Direct staff to amend the Water Distribution Local Service Conditions, Fees and Charges Bylaw accordingly.

Attachments:
Staff Report: JDF WDS 2027 Capital and Operating Budget
Appendix A: Draft 2027 JDF WDS Service Budget
Appendix B: 2026-2031 Budget Dashboard
Appendix C: Report to Commission: 2027 Service Delivery - Staffing Requireme
Presentation: JDF WDS 2027 Budget Review

7.3. 26-0987 Remuneration for Juan de Fuca Water Distribution Commissioners

Recommendation: The Juan de Fuca Water Distribution Commission recommends to the Capital Regional District Board:
1. That effective January 1, 2027, all Commissioners of the Juan de Fuca Water Distribution Commission be eligible to receive per meeting payments pursuant to the CRD Board Remuneration and Travel Expense Reimbursement Policy.
2. That the 2027-2031 Financial Plan be updated to include an annual cost of $6,784 for per meeting payments to Commissioners.

Attachments: Staff Report: Remuneration for Juan de Fuca Water Distribution Commissioners

Appendix A: Staff Report to Board (June 10, 2026)

7.4. 26-0796 Juan de Fuca Water Distribution Service 2026 Mid-Year Capital Projects and Operations Update

Recommendation: There is no recommendation. This report is for information only.

Attachments: Staff Report: JDF WDS 2026 Mid-Year Capital Projects and Operations Update

Appendix A: JDF WDS Capital Program - Current Status of Active Projects

Appendix B: JDF WDS Significant Project Locations

Appendix C: JDF WDS 5-Year Capital Plan (2026-2030)

8. Notice(s) of Motion

9. New Business

10. Adjournment

There are no more scheduled meetings for 2026.

Capital Regional District

625 Fisgard St.,
Victoria, BC V8W 1R7

Meeting Minutes

Juan De Fuca Water Distribution Commission

Tuesday, May 5, 2026 | **1:30 PM** | **Goldstream Conference Room**
479 Island Hwy
Victoria BC V9B 1H7

PRESENT:
G. Baird (Chair), M. Wagner (Vice Chair), S. Donaldson, D. Grove, K. Guiry, K. Pearson (EP), J. Rogers, A. Wickheim (EP)

STAFF: A. Fraser, General Manager, Infrastructure and Water Services; J. Marr, Senior Manager, Infrastructure Planning and Engineering; V. Somosan, Senior Manager, Financial Services/Deputy CFO (EP); K. Konicek, Manager, Water Distribution Engineering and Planning; P. Mimura, Manager, Asset Management, Corporate Asset and Maintenance Management; C. Moch, Manager, Water Quality, Environmental Protection; M. Despins, Senior Financial Advisor, Finance and Technology; D. Pagani, Administrative Coordinator, Infrastructure and Water Services; M. Risvold, Administrative Secretary, Infrastructure and Water Services; M. Miklea, Deputy Corporate Officer/Manager, Legislative Services; J. Ives, Committee Clerk (Recorder)

EP - Electronic Participation

The meeting was called to order at 1:30 pm.

1. Territorial Acknowledgement

Chair Baird provided a Territorial Acknowledgement.

2. Approval of Agenda

MOVED by Commissioner Wagner, SECONDED by Commissioner Rogers,
That the agenda for the Juan de Fuca Water Distribution Commission meeting of May 5, 2026 be approved.
CARRIED

3. Adoption of Minutes

3.1. 26-0494 Minutes of the Juan de Fuca Water Distribution Commission Meeting of February 3, 2026

MOVED by Commissioner Rogers, SECONDED by Commissioner Grove,
That the minutes of the Juan de Fuca Water Distribution Commission meeting of February 3, 2026 be adopted as circulated.
CARRIED

4. Chair's Remarks

Chair Baird expressed his profound sadness at the sudden passing of CRD Director Szpak and acknowledged her friendship, mentorship and enduring impact in the region through her roles with the Juan de Fuca Water Distribution Commission and Regional Water Supply Commission.

5. Presentations/Delegations

There were no presentations or delegations.

6. Consent Agenda

MOVED by Commissioner Wagner, SECONDED by Commissioner Guiry,
That consent agenda Items 6.1. - 6.2. be approved.
CARRIED

6.1. 26-0478 Summary of Recommendations from Other Water Commissions

This report was received for information.

6.2. 26-0477 Water Watch Report

This report was received for information.

7. Commission Business

7.1. 26-0474 General Manager's Verbal Update - May

A. Fraser spoke to Item 7.1 and provided the following information:
- Stage 1 watering restrictions in effect as of May 1
- education campaign promoting watering outside of peak times to manage demand is ongoing
- Metro Vancouver's water supply is reliant on snowpack, which can account for the earlier implementation of higher stage watering restrictions
- higher spring temperatures not adversely impacting water storage
- watershed tours will begin soon with word-of-mouth advertising found to be effective
- a March 28 asbestos water main pipe break resulted in some chlorinated water entering Bilston Creek and was quickly stopped with minimal environmental impact

7.2. 26-0278 2027 Service and Financial Planning Guidelines

V. Samosan presented Item 7.2. for information.

Discussion ensued regarding the ongoing monitoring of current economic conditions and the potential impacts on financial plans, contracts and costs.

7.3. 26-0471 Juan de Fuca Water Distribution Asset Management Plan Overview

K. Konicek presented Item 7.3. for information.

Discussion ensued regarding:
- service laterals are classified as unknown risks, installation dates were not tracked
- meters are not part of risk analysis and replacement is prioritized based on age
- risk encompasses the consequence of asset failure and potential impact
- additional funding for water meters and storage tanks in 2026 budget

7.4. 26-0470 2027 Service Delivery - Staffing Requirements

A. Fraser presented Item 7.4. for information.

Motion Arising:
MOVED by Vice Chair Wagner, SECONDED by Commissioner Rogers
The Juan de Fuca Water Distribution Commission recommends to the Capital Regional District Board:
That staff be directed to include the proposed Utility Operator and Reliability Engineer positions in the Juan de Fuca Water Distribution service budget for 2027 and 2028, respectively.
CARRIED

7.5. 26-0469 Monthly Drinking Water Quality Dashboard

C. Moch presented Item 7.5. for information.

Discussion ensued regarding:
- public accessibility of the Monthly Drinking Water Quality Dashboard
- population-based formula for determining required number of water samples
- sampling station locations and staffing levels

8. Notice(s) of Motion

There were no notices of motion.

9. New Business

There was no new business.

10. Adjournment

MOVED by Commissioner Donaldson, SECONDED by Commissioner Rogers,
That the Juan de Fuca Water Distribution Commission meeting of May 5, 2026 be adjourned at 2:40 pm.
CARRIED

_____
Chair

_____
Recorder

HOTSHEET AND ACTION LIST

Regional Water Supply Commission

Wednesday, May 20, 2026 **1:30 PM** **6th Floor Boardroom**
625 Fisgard St.
Victoria, BC V8W 1R7

The following is a quick snapshot of the FINAL decisions made at the meeting. The minutes will represent the official record of the meeting. A name has been identified beside each item for further action and follow-up.

6. CONSENT AGENDA

6.1. 26-0567 Summary of Recommendations from Other Water Commissions

(A. Fraser)

Recommendation: There is no recommendation. This report is for information only.

6.2. 26-0564 Water Watch Report – May

(A. Fraser)

Recommendation: There is no recommendation. This report is for information only.

6.3. 26-0575 Monthly Drinking Water Quality Dashboard – April

(G. Harris)

Recommendation: There is no recommendation. This report is for information only.

7. COMMISSION BUSINESS

7.1. 26-0581 General Manager's Verbal Update – May

(A. Fraser)

Recommendation: There is no recommendation. This verbal update is for information only.

7.2. 26-0530 2027 Service Delivery - Staffing Requirements

(A. Fraser)

Recommendation: There is no recommendation. This report is for information only.

Motion Arising: The Regional Water Supply Commission recommends to the Capital Regional District Board:
That staff be directed to include the proposed positions for the Master Plan Program Project Engineer (1 FTE) and Field Operations Centre (1.5 FTEs) in the Regional Water Supply Service budget for 2027.

7.3. 26-0406 Bylaw Nos. 4753, 4769, and 4770: First Nations' Access to the Greater Victoria Water Supply Area

(A. Constabel)

Recommendation: That the Regional Water Supply Commission recommend to the Capital Regional District Board:

1. That Bylaw No. 4753, "Capital Regional District Water Supply Area Regulations Bylaw No. 1, 2000, Amendment Bylaw No. 3, 2026" be introduced and read a first, second time;
2. That CRD Bylaw 4753 be amended in Section 1 (o) to read: "In section 30, 'Firearms and Hunting', by removing the words 'in the Leech Water Supply Area'."
3. That Bylaw No. 4753 be given third reading and adopted;
4. That Bylaw No. 4769, "Capital Regional District Ticket Information Authorization Bylaw, 1990, Amendment Bylaw No. 90, 2026" be introduced and read a first, second and third time;
5. That Bylaw No. 4769 be adopted;
6. That Bylaw No. 4770, "Bylaw Notice Enforcement Bylaw No. 1, 2025, Amendment Bylaw No. 4, 2026" be introduced and read a first, second and third time; and
7. That Bylaw No. 4770 be adopted.

7.4. 26-0498 2026-2035 Water Conservation Plan for Greater Victoria

(G. Harris)

Recommendation: That the Regional Water Supply Commission:

1. Approve the 2026-2035 Greater Victoria Water Conservation Plan and direct staff to move forward with the actions identified; and
2. Direct staff to forward the 2026-2035 Greater Victoria Water Conservation Plan to the Capital Regional District Board for information.

7.5. 26-0522 Greater Victoria Water Supply Area 2025 Wildfire Management Update

(A. Constabel)

Recommendation: There is no recommendation. This report is for information only.

HOTSHEET AND ACTION LIST

Regional Water Supply Commission

Wednesday, June 17, 2026 **1:30 PM** **6th Floor Boardroom**
625 Fisgard St.
Victoria, BC V8W 1R7

6. CONSENT AGENDA

6.1. **26-0726** Summary of Recommendations from Other Water Commissions
(A. Fraser)

Recommendation: There is no recommendation. This report is for information only.

6.2. **26-0715** Water Watch Report - June 2026
(A. Fraser)

Recommendation: There is no recommendation. This report is for information only.

6.3. **26-0732** Monthly Drinking Water Quality Dashboard - May 2026
(A. Fraser)

Recommendation: There is no recommendation. This report is for information only.

7. COMMISSION BUSINESS

7.1. **26-0646** General Manager's Verbal Update - June 2026
(A. Fraser)

Recommendation: There is no recommendation. This verbal update is for information only.

7.2. **26-0689** Greater Victoria Drinking Water Quality - 2025 Annual Report
(G. Harris)

Recommendation: The Regional Water Supply Commission recommends to the Capital Regional District Board:
1. That the Greater Victoria Drinking Water Quality 2025 Annual Report be approved; and
2. That the Greater Victoria Water Quality 2025 Annual Report be forwarded to Island Health Authority.
(NWA)

7.3. **26-0730** Master Plan Program Implementation Plan
(A. Fraser)

Recommendation: That the Regional Water Supply Commission direct staff to proceed with the recommendations outlined in the Findings Report as the basis for the continued advancement of the Master Plan Program.
(NWA)

7.4. **26-0716** Regional Water Supply Service 2026 Mid-Year Capital Projects and Operations Update

(A. Fraser)

Recommendation: There is no recommendation. This report is for information only.

HOTSHEET AND ACTION LIST

Regional Water Supply Commission

Electronic

Wednesday, July 15, 2026 **1:30 PM**

6. CONSENT AGENDA

6.1. **26-0824** Water Watch Report - July 2026 (A. Fraser)

Recommendation: There is no recommendation. This report is for information only.

6.2. **26-0706** Monthly Drinking Water Quality Dashboard - June 2026 (A. Fraser)

Recommendation: There is no recommendation. This report is for information only.

7. ADMINISTRATION REPORTS

7.1. **26-0828** General Manager's Verbal Update - July 2026 (A. Fraser)

Recommendation: There is no recommendation. This verbal update is for information only.

7.2. **26-0793** Designation of Watershed Security Officers (A. Constabel)

Recommendation: The Regional Water Supply Commission recommends that the Capital Regional District Board:
Appoint Hugh Slater as Watershed Security Officer, and remove Derek Hall from appointment, for the purpose of Section 233 of the Local Government Act and Section 28(3) of the Offence Act, and in accordance with Capital Regional District Bylaw No. 2681.
(NWA)

7.3. **26-0794** Environmental Monitoring Access Agreement - WSANEC Leadership Council Society (A. Constabel)

Recommendation: 1. That access to the Greater Victoria Water Supply Area for the WSANEC Leadership Council Society be approved; and
2. That the General Manager Infrastructure & Water Services be authorized to finalize, and the Regional Water Supply Commission Chair be authorized to execute, the Environmental Monitoring Access Agreement with the WSANEC Leadership Council Society, attached as Appendix A.
(WP - All)

HOTSHEET AND ACTION LIST

Saanich Peninsula Water Commission

The following is a quick snapshot of the FINAL decisions made at the meeting. The minutes will represent the official record of the meeting. A name has been identified beside each item for further action and follow-up.

Thursday, June 4, 2026 **9:30 AM** **Meeting Rm. 2, Sidney Community Safety Bldg.**
2245 Oakville Ave.,
Sidney, BC

6. Consent Agenda

6.1. **26-0641** Summary of Recommendations from Other Water Commissions

A. Fraser

Recommendation: There is no recommendation. This report is for information only.

6.2. **26-0640** Water Watch Report - May 2026

A. Fraser

Recommendation: There is no recommendation. This report is for information only.

6.3. **26-0628** Monthly Drinking Water Quality Dashboard - April 2026

A. Fraser

Recommendation: There is no recommendation. This report is for information only.

7. Commission Business

7.1. **26-0646** General Manager's Verbal Update – June

A. Fraser

Recommendation: There is no recommendation. This verbal update is for information only.

7.2. **26-0644** Saanich Peninsula Water Service 2026 Mid-Year Capital Projects and Operations Update

A. Fraser

Recommendation: There is no recommendation. This report is for information only.

HOTSHEET AND ACTION LIST

Saanich Peninsula Water Commission

Thursday, September 3, 2026 **9:35 AM** **Meeting Rm. 2, Sidney Community Safety Bldg. 2245 Oakville Ave., Sidney, BC**

The following is a quick snapshot of the FINAL decisions made at the meeting. The minutes will represent the official record of the meeting. A name has been identified beside each item for further action and follow-up.

6. Consent Agenda

6.1. **26-0936** Summary of Recommendations from Other Water Commissions A. Fraser

Recommendation: There is no recommendation. This report is for information only.

6.2. ***26-0937*** Water Watch Report - August 2026 A. Fraser

Recommendation: There is no recommendation. This report is for information only.

6.3. ***26-0921*** Monthly Drinking Water Quality Dashboard - July 2026 A. Fraser

Recommendation: There is no recommendation. This report is for information only.

7. Commission Business

7.1. ***26-0873*** General Manager's Verbal Update - September 2026 A. Fraser

Recommendation: There is no recommendation. This verbal update is for information only.

7.2. **26-0874** Saanich Peninsula Water Service 2027 Capital and Operating Budget A. Fraser/ N. Chan

Recommendation: The Saanich Peninsula Water Commission recommends that the Committee of the Whole recommend that the Capital Regional District Board:
1. Approve the 2027 Operating and Capital Budget and the Five-Year Capital Plan;
2. Approve the 2027 Saanich Peninsula Water Service wholesale water rate of $1.4551/m3, and the Agricultural Research Station water rate of $1.4903/m3, adjusted, if necessary, by any changes in the Regional Water Supply wholesale water rate;
3. Direct staff to balance the 2026 actual revenue and expense on the transfer to capital reserve fund;
4. Direct staff to update carry forward balances in the 2027 capital budget for changes after year end; and
5. Direct staff to amend the Wholesale Water Rates Bylaw accordingly.

7.3. ***26-0934*** *Remuneration for Saanich Peninsula Water Commissioners*

A. Fraser / K. Morley

Recommendation: The Saanich Peninsula Water Commission recommends to the Capital Regional District Board:

1.That effective January 1, 2027, all Commissioners of the Saanich Peninsula Water Commission be eligible to receive per meeting payments pursuant to the CRD Board Remuneration and Travel Expense Reimbursement Policy.

2.That the 2027-2031 Financial Plan be updated to include an annual cost of $13,992 for per meeting payments to Commissioners.

File No. 902-03

CAPITAL REGIONAL DISTRICT - INFRASTRUCTURE & WATER SERVICES

Water Watch

Issued September 08, 2026

Water Supply System Summary:

1. Useable Volume in Storage:

Reservoir System	September 30 5 Year Ave	September 30/25	September 6/26	% Existing Full Storage
	ML[1]	ML[1]	ML[1]	
Sooke	62,398	59,408	62,780	67.7%
Goldstream*	7,579	7,268	7,444	75.1%
Total	69,977	66,676	70,224	68.4%

* Goldstream System is the emergency backup water supply for the Greater Victoria Region

[1]ML = Million Litres

2. Average Daily Demand:

For the month of September	182.4 MLD[2]
For week ending September 06, 2026	183.6 MLD[2]
Max. day September 2026, to date:	193.0 MLD[2]

3. Average 5 Year Daily Demand for August

Average (2021 - 2025)	166.3 MLD[2]

[2]MLD = Million Litres Per Day

4. Rainfall August:

Average (1914 - 2025):	65.3 mm
Actual Rainfall to Date	5.7 mm (9% of monthly average)

5. Rainfall: Sep 1- Sep 6

Average (1914 - 2025):	9.2 mm
2025/2026	5.7 mm (62% of average)

6. Water Conservation Required Action:

Did you know that the 2024 change to the Water Conservation Bylaw recommends that landowners and residents switch timing of residential irrigation systems from 4:00 am to an expanded window anytime between 12:01 am to 10:00 am on established watering days? Please go to Water Conservation Bylaw Changes | Capital Regional District to get informed and do your part to help protect our regional water supply system.
https://www.crd.ca/news/water-conservation-bylaw-changes

For general information regarding water conservation, visit the CRD webpage linked below:
https://www.crd.ca/environment/water-conservation

Please note: CRD is planning improvements to modernize the Water Watch Reports.
If you have any questions, comments or concerns, please contact:

Alicia Fraser, P. Eng.
General Manager, CRD - Infrastructure and Water Services
or
Glenn Harris, Ph D., RPBio
Senior Manager - Environmental Protection

CRD Infrastructure & Water Services
479 Island Highway
Victoria, BC V9B 1H7
(250) 474-9600

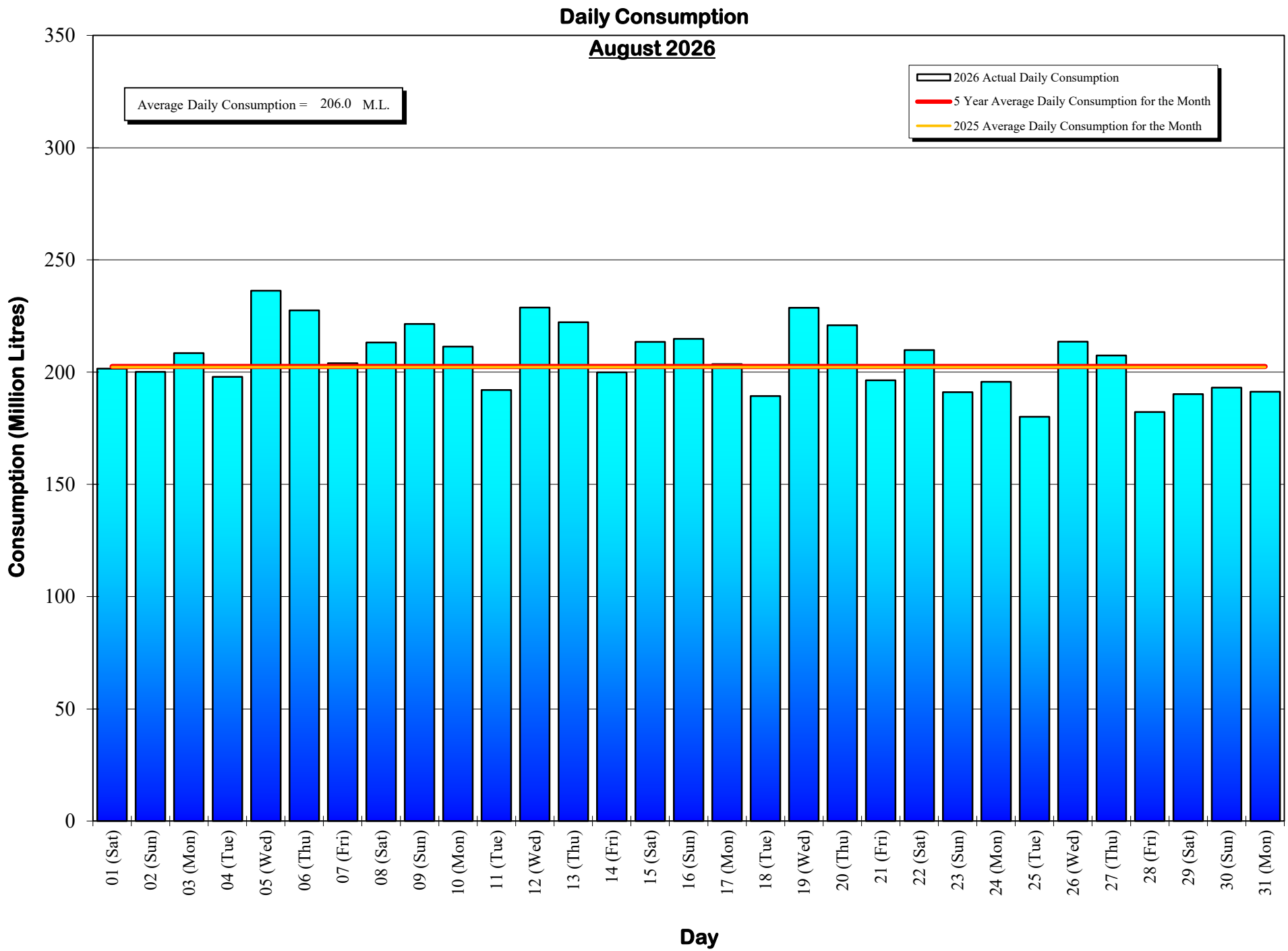
Daily Consumption
August 2026
Average Daily Consumption = 206.0 M.L.
2026 Actual Daily Consumption
5 Year Average Daily Consumption for the Month
2025 Average Daily Consumption for the Month
Consumption (Million Litres)
350
300
250
200
150
100
50
0
01 (Sat)
02 (Sun)
03 (Mon)
04 (Tue)
05 (Wed)
06 (Thu)
07 (Fri)
08 (Sat)
09 (Sun)
10 (Mon)
11 (Tue)
12 (Wed)
13 (Thu)
14 (Fri)
15 (Sat)
16 (Sun)
17 (Mon)
18 (Tue)
19 (Wed)
20 (Thu)
21 (Fri)
22 (Sat)
23 (Sun)
24 (Mon)
25 (Tue)
26 (Wed)
27 (Thu)
28 (Fri)
29 (Sat)
30 (Sun)
31 (Mon)
Day

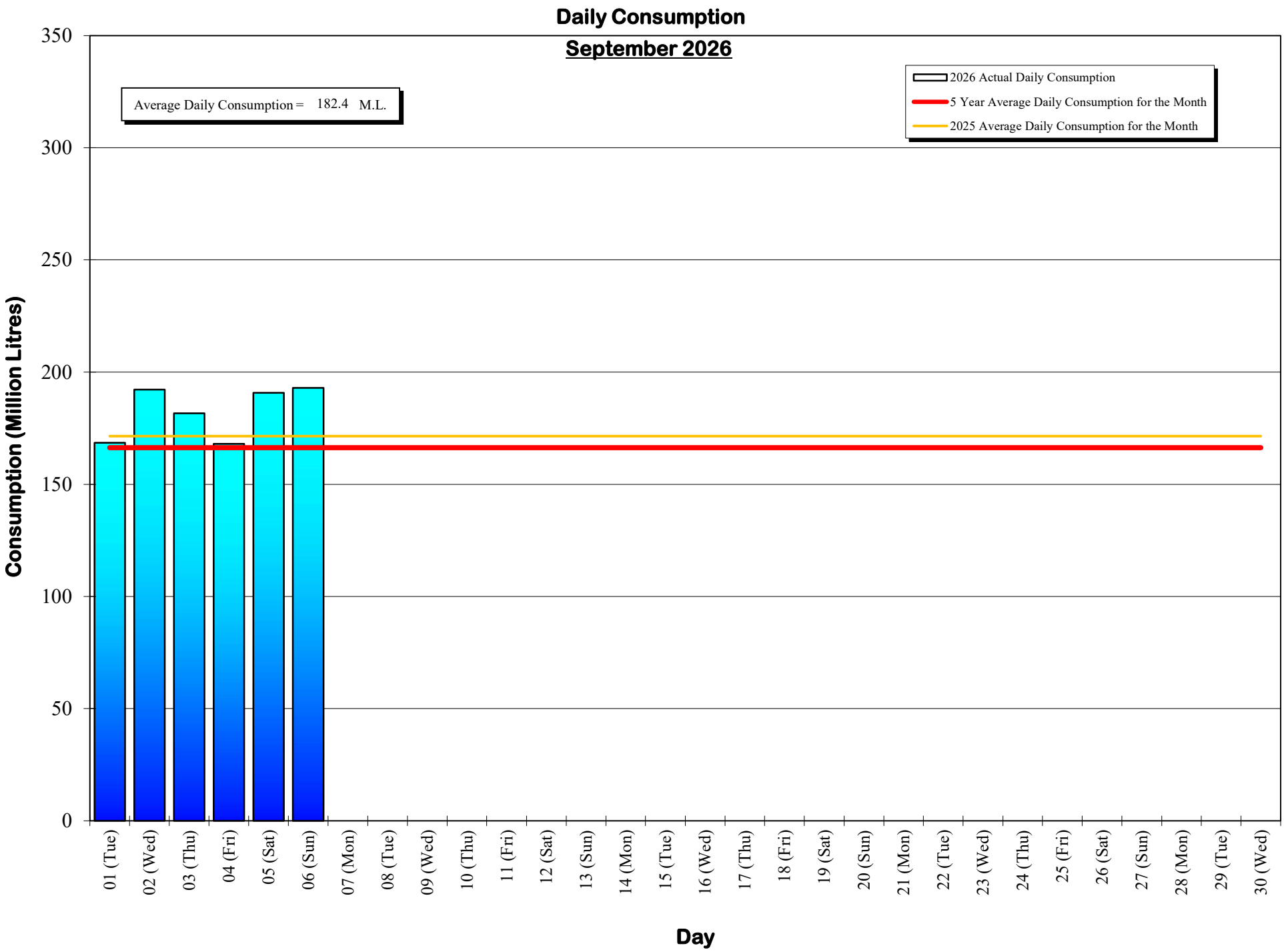
Daily Consumption
September 2026
Average Daily Consumption = 182.4 M.L.
2026 Actual Daily Consumption
5 Year Average Daily Consumption for the Month
2025 Average Daily Consumption for the Month
Consumption (Million Litres)
350
300
250
200
150
100
50
0
01 (Tue)
02 (Wed)
03 (Thu)
04 (Fri)
05 (Sat)
06 (Sun)
07 (Mon)
08 (Tue)
09 (Wed)
10 (Thu)
11 (Fri)
12 (Sat)
13 (Sun)
14 (Mon)
15 (Tue)
16 (Wed)
17 (Thu)
18 (Fri)
19 (Sat)
20 (Sun)
21 (Mon)
22 (Tue)
23 (Wed)
24 (Thu)
25 (Fri)
26 (Sat)
27 (Sun)
28 (Mon)
29 (Tue)
30 (Wed)
Day

SOOKE LAKE RESERVOIR STORAGE SUMMARY
2025 / 2026

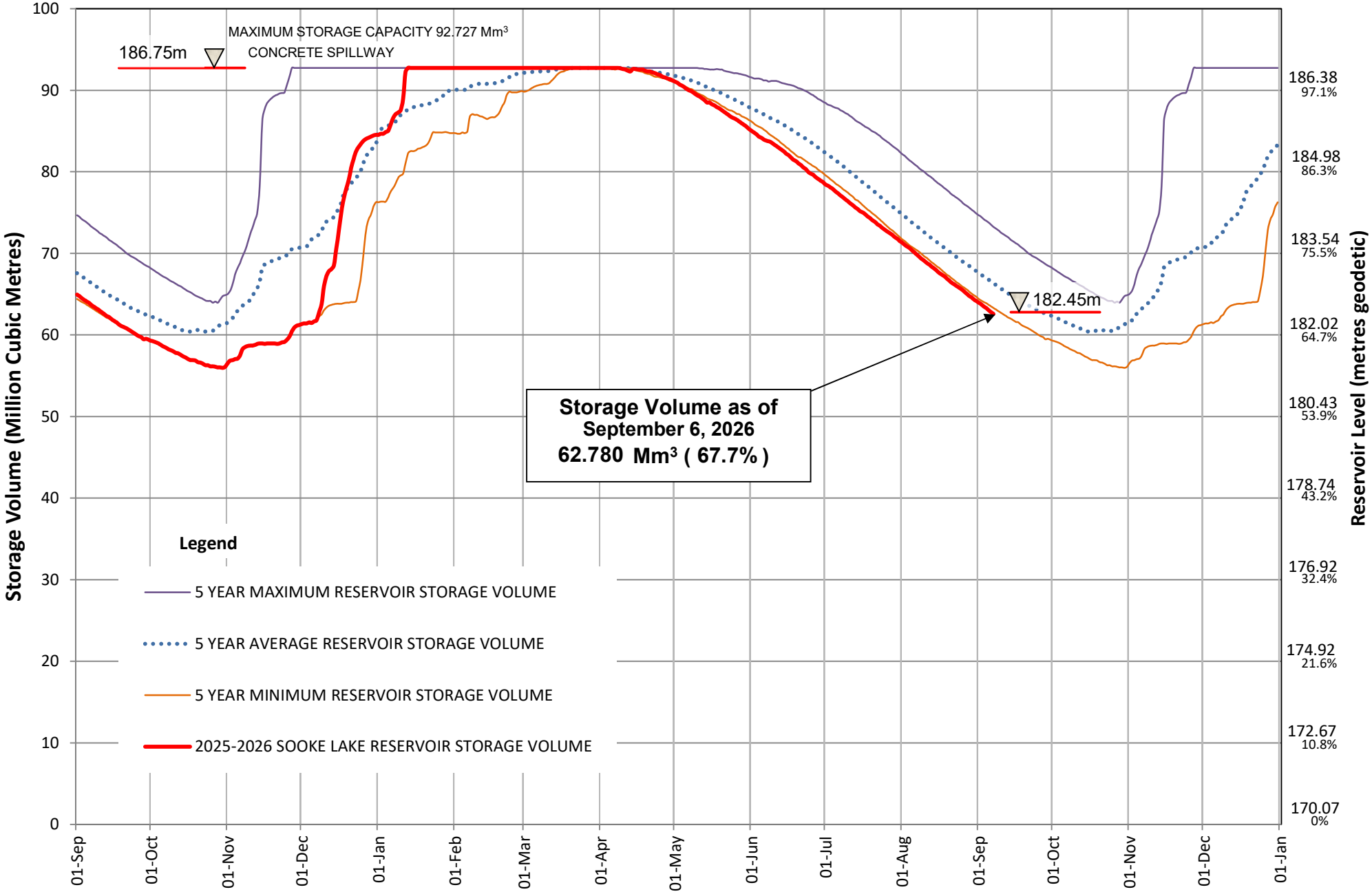

Sooke Lake Reservoir Storage Level

Water Supply Management Plan

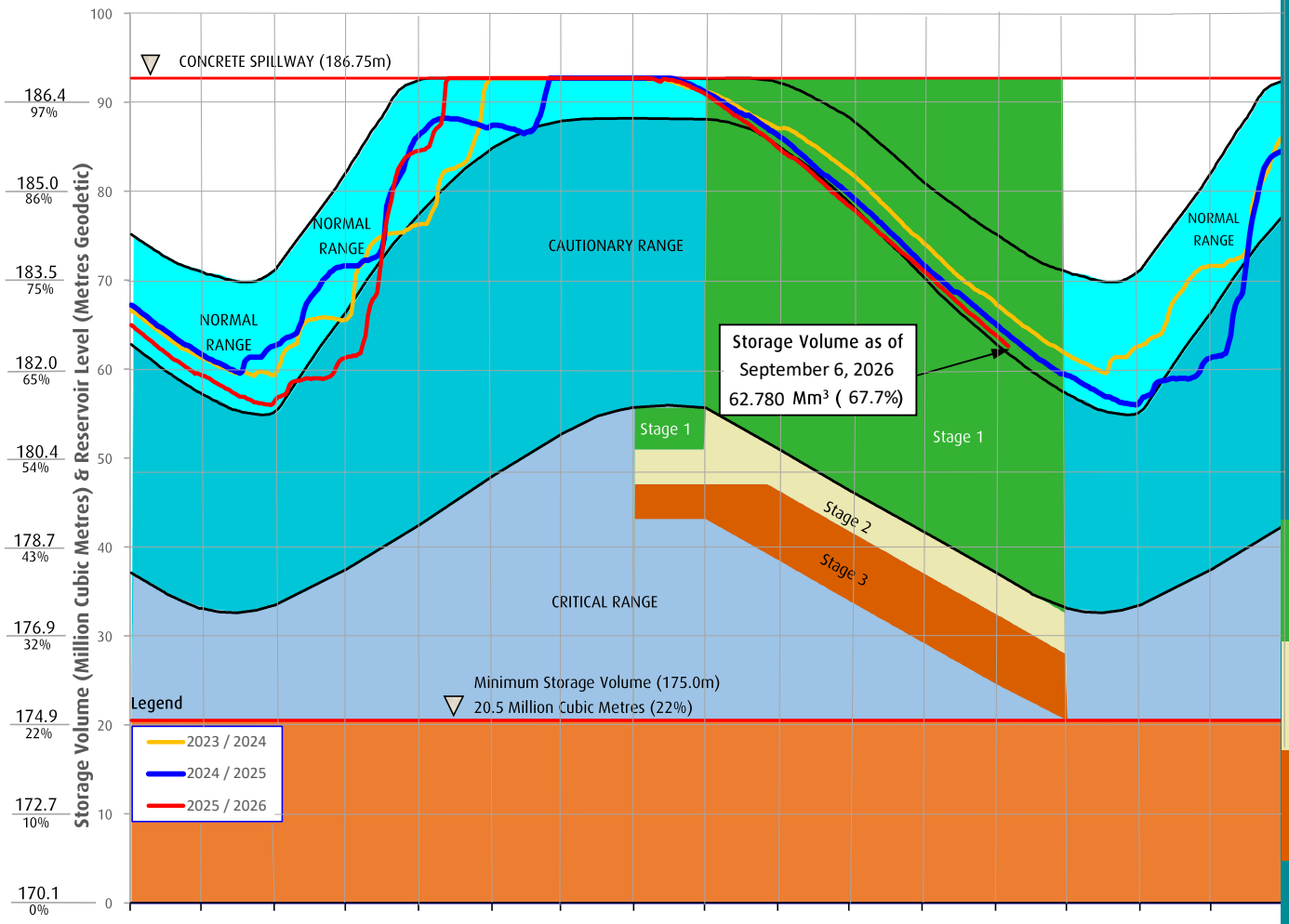

FAQs

How are water restriction stages determined?

Several factors are considered when determining water use restriction stages, including,

1. Time of year and typical seasonal water demand trends;
2. Precipitation and temperature conditions and forecasts;
3. Storage levels and storage volumes of water reservoirs (Sooke Lake Reservoir and the Goldstream Reservoirs) and draw down rates;
4. Stream flows and inflows into Sooke Lake Reservoir;
5. Water usage, recent consumption and trends; and customer compliance with restriction;
6. Water supply system performance.

The Regional Water Supply Commission will consider the above factors in making a determination to implement stage 2 or 3 restrictions, under the Water Conservation Bylaw.

At any time of the year and regardless of the water use restriction storage, customers are encouraged to limit discretionary water use in order to maximize the amount of water in the Regional Water Supply System Reservoirs available for nondiscretionary potable water use.

Stage 1 is normally initiated every year from May 1 to September 30 to manage outdoor use during the summer months. During this time, lawn watering is permitted twice a week at different times for even and odd numbered addresses.

Stage 2 Is initiated when it is determined that there is an acute water supply shortage. During this time, lawn water is permitted once a week at different times for even and odd numbered addresses.

Stage 3 Is initiated when it is determined that there is a severe water supply shortage. During this time, lawn watering is not permitted. Other outdoor water use activities are restricted as well.

For more information, visit www.crd.bc.ca/drinkingwater

Making a difference...together

Making a difference...together

Useable Reservoir Volumes in Storage for September 06, 2026

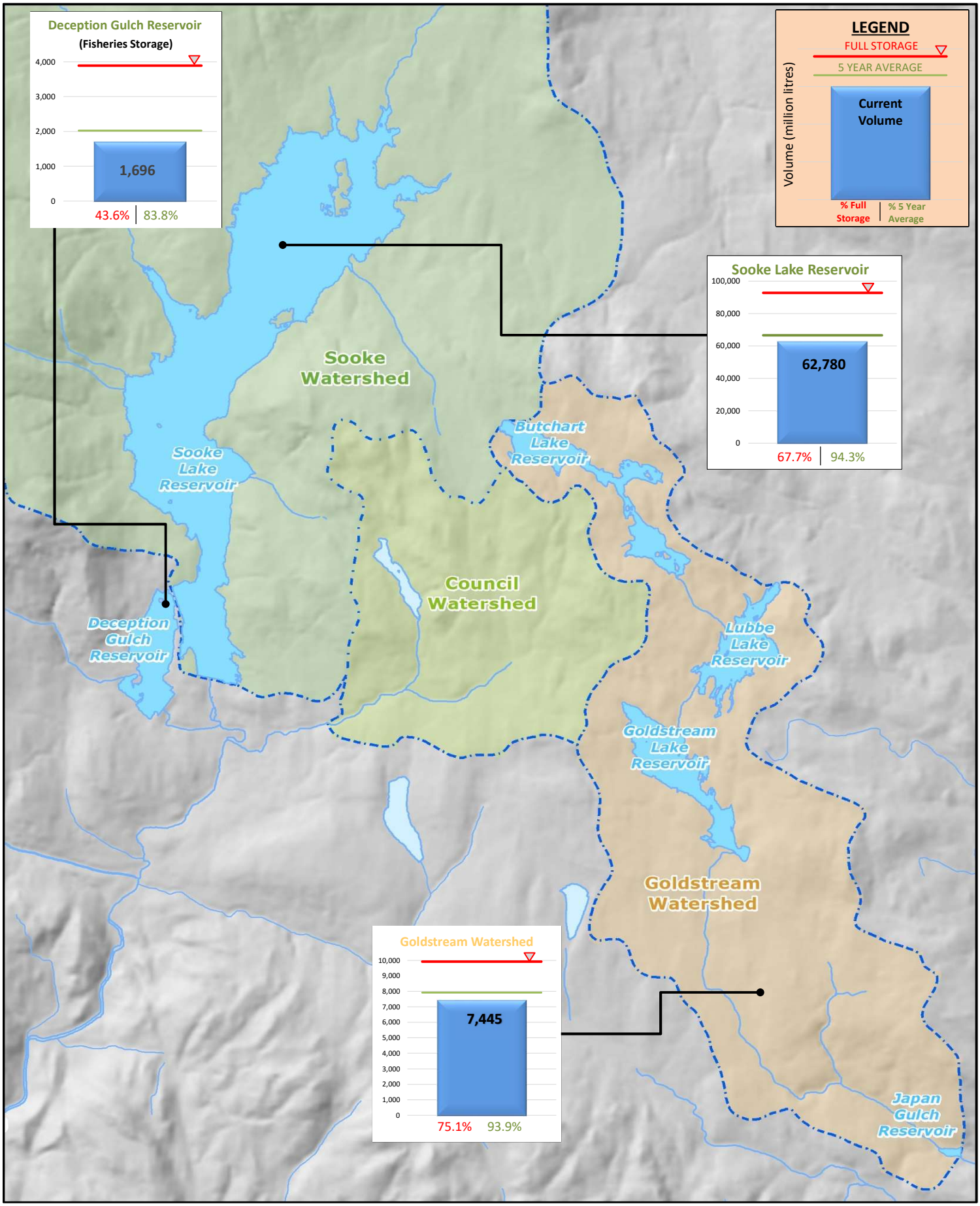

Monthly Drinking Water Quality Dashboard

Making a difference...together

Water Quality Operations

Capital Regional District | July 2026

1. **Treated Water** | Monthly Compliance

The following table summarizes the main regulatory parameters across the various transmission and distribution systems in the Greater Victoria Drinking Water System (GVDWS). Drinking water systems in British Columbia are required to comply with the BC Drinking Water Protection Regulation and are expected to operate in accordance with recognized industry standards.

Monthly Water Quality Compliance Results by Municipality								
Municipality	**Required Samples**	**Actual Samples Collected**	**Percent Total Coliform Samples >1 CFU/100 ml**	**Total Coliform Samples >10 CFU/100 ml**	**E.coli Samples >1 CFU/ 100 mL**	**Turbidity Samples >1 NTU**	**Chlorine Residual Median mg/L**	**Water Temp. Median ºC**
Central Saanich	17	27	0	0	0	0	1.62	15.0
Saanich	94	103	1.0	0	0	0	1.52	15.6
North Saanich	13	21	0	0	0	0	1.46	15.3
Victoria / Esquimalt	93	100	1.0	0	0	0	1.52	16.4
Oak Bay	20	25	0	0	0	0	1.58	15.9
Sidney	14	17	0	0	0	0	1.59	15.2
Sooke / East Sooke	17	33	0	0	0	0	1.35	15.6
Westshore	82	94	0	0	0	0	1.38	15.4
Transmission Mains	n/a	78	1.3	0	0	0	1.92	13.6
Transmission Reservoirs	n/a	24	0	0	0	0	1.52	14.2
Total	**350**	522	3.3	0	0	0	1.55	15.2

GREEN – Compliance with industry and/or health standards

YELLOW – Exceedance of operational and/or asthetic objectives

RED – Exceedance of industry and/or health standards

In July 2026, all GVDWS systems met provincial requirements and industry standards for drinking water quality.

Treated water temperature exceeded the aesthetic objective in the *Guidelines for Canadian Drinking Water Quality* in all systems except the transmission system. Temperature can influence a number of physical aspects of drinking water, including taste and odour, and also regrowth of bacteria in the infrastructure. However, it is only one of many parameters that influences water quality. Monitoring for bacteria and ensuring consistent, adequate chlorine residuals throughout the month are two important lines of evidence that confirm there is adequate protection from bacterial growth.

2. Treated Water | Goldstream Treatment Plant First Customer and Sooke Treatment Plant First Customer, Total Chlorine and Monochloramine

The following graph shows the daily measured total chlorine and monochloramine concentrations at the first treated water sampling stations downstream of the two CRD water treatment plants.

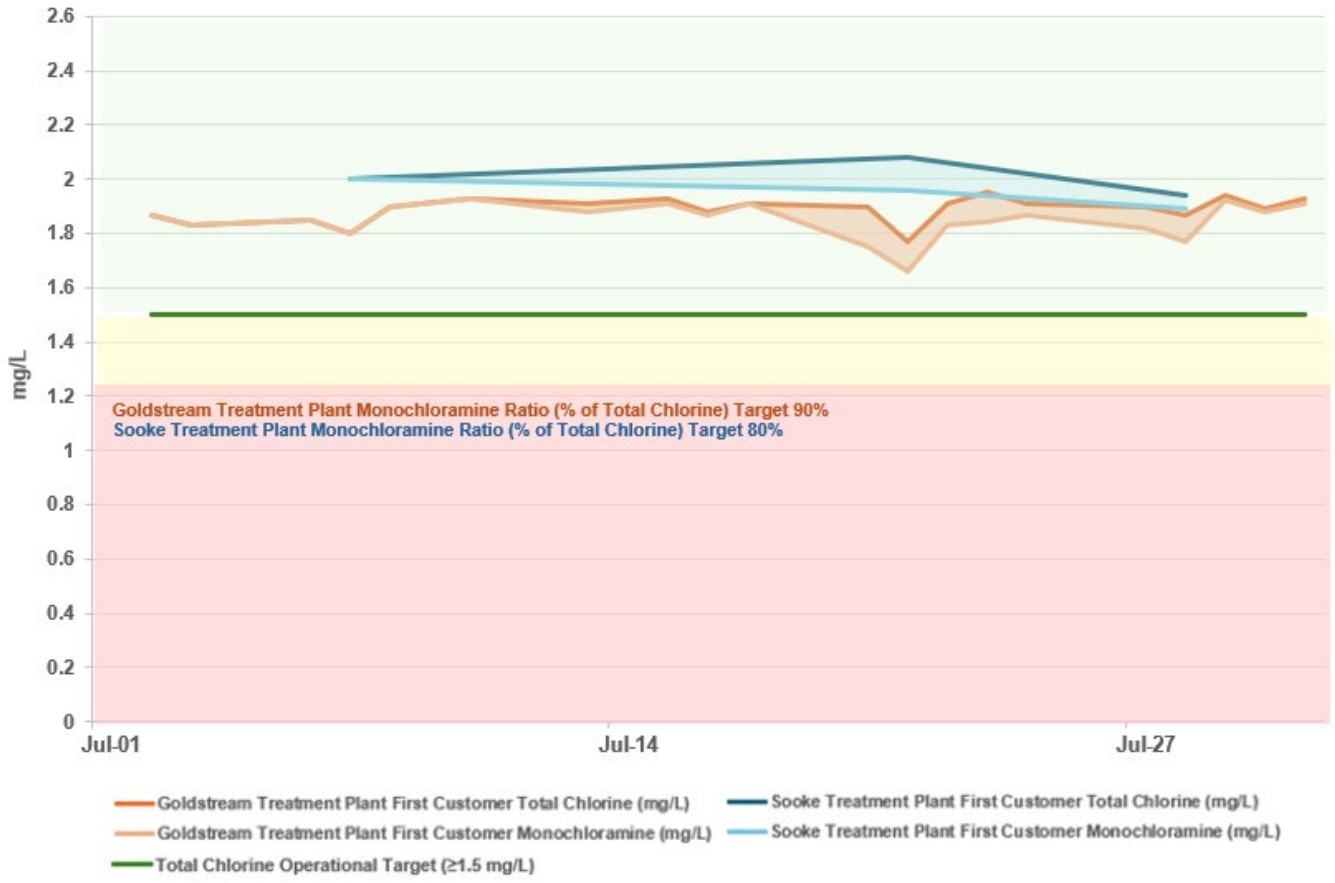

In July 2026, both plants consistently met the target total chlorine concentration of 1.5 mg/L and their respective monochloramine targets providing good secondary disinfection in the distribution systems.

3. Raw Water Turbidity | Goldstream Treatment Plant and Sooke Treatment Plant

The following graph shows the raw water turbidity measured at both water treatment plants.

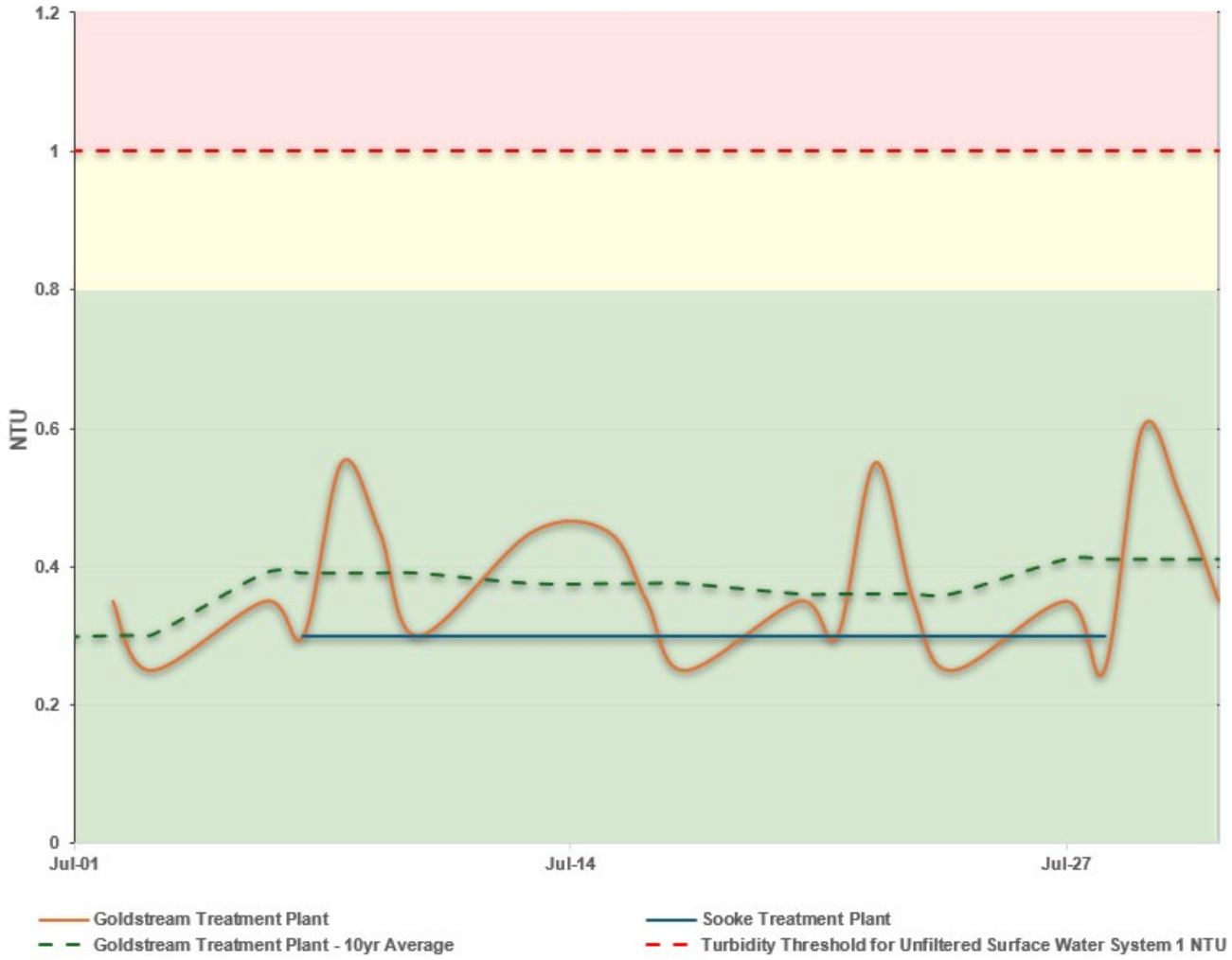

The GVDWS, an unfiltered surface water system, must consistently achieve turbidity levels under 1 NTU to meet regulatory standards. Turbidity levels at both treatment plants were consistently within compliance. Short-term minor turbidity spikes were recorded every Wednesday morning at the Goldstream Treatment Plant due to peak flows and watering demands.

4. Raw Water Biological Parameters | Total Coliforms and E. coli at Goldstream Treatment Plant

The following depicts the concentrations of key bacteria in the raw water.

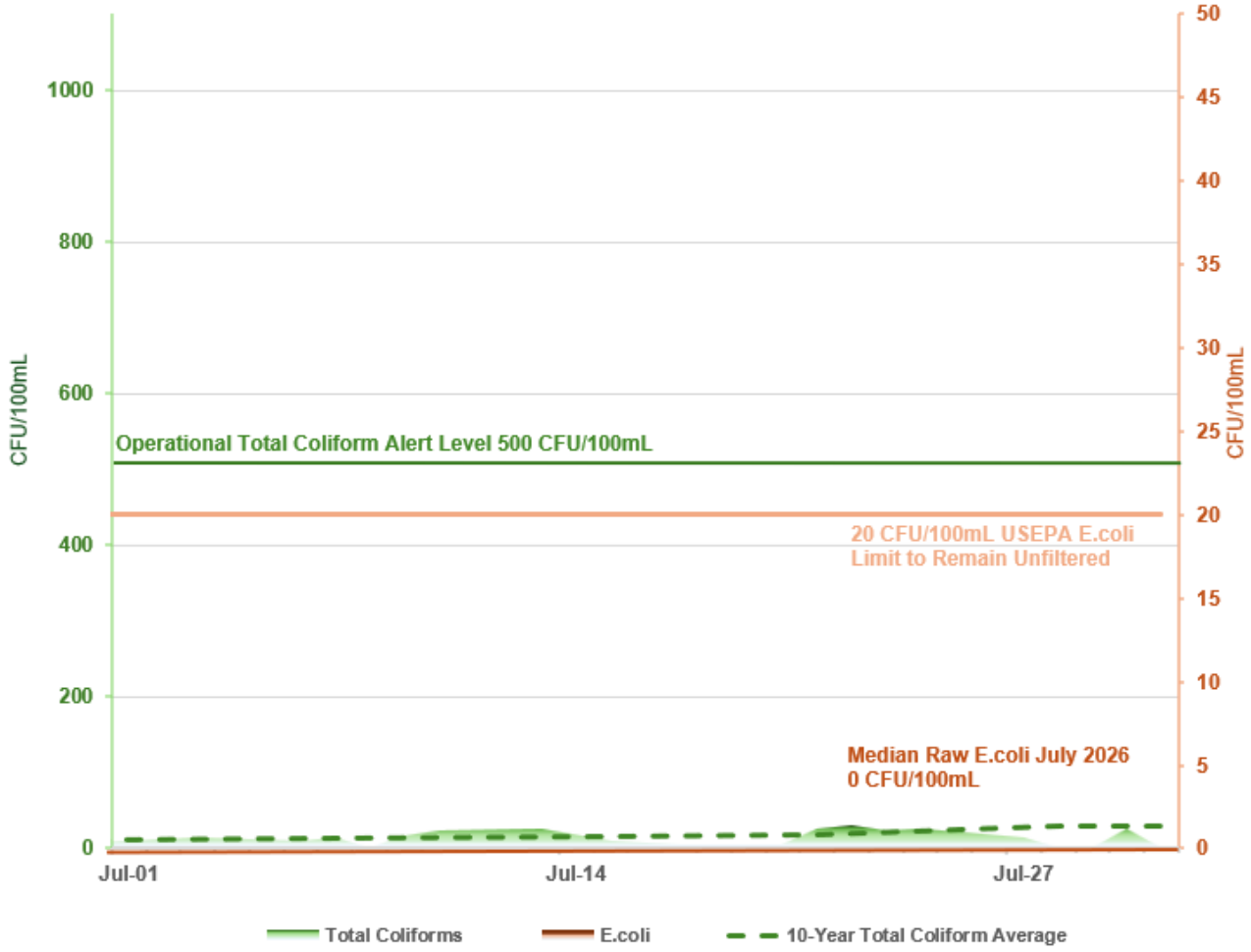

The concentrations of total coliform and E.coli bacteria in the raw water remained below the B.C. Ministry of Health and USEPA limit for unfiltered surface water systems. The highest recorded raw water total coliform concentration during the month of July was 32 CFU/100mL.

Monthly Drinking Water Quality Dashboard

Making a difference...together

Water Quality Operations

Capital Regional District | August 2026

1. Treated Water | Monthly Compliance

The following table summarizes the main regulatory parameters across the various transmission and distribution systems in the Greater Victoria Drinking Water System (GVDWS). Drinking water systems in British Columbia are required to comply with the BC Drinking Water Protection Regulation and are expected to operate in accordance with recognized industry standards.

Monthly Water Quality Compliance Results by Municipality								
Municipality	**Required Samples**	**Actual Samples Collected**	**Percent Total Coliform Samples >1 CFU/100 ml**	**Total Coliform Samples >10 CFU/100 ml**	**E.coli Samples >1 CFU/ 100 mL**	**Turbidity Samples >1 NTU**	**Chlorine Residual Median mg/L**	**Water Temp. Median ºC**
Central Saanich	17	21	0	0	0	0	1.47	18.7
Saanich	94	98	2.0	0	0	0	1.49	19.8
North Saanich	13	17	0	0	0	0	1.37	18.6
Victoria / Esquimalt	93	105	0	0	0	0	1.44	20.2
Oak Bay	20	22	0	0	0	0	1.44	20.0
Sidney	14	16	0	0	0	0	1.42	19.1
Sooke / East Sooke	17	38	0	0	0	0	1.27	18.6
Westshore	82	85	1.2	0	0	0	1.13	19.5
Transmission Mains	n/a	72	0	0	0	0	1.85	18.6
Transmission Reservoirs	n/a	20	0	0	0	0	1.38	19.2
Total	**350**	494	3.2	0	0	0	1.43	19.3

GREEN – Compliance with industry and/or health standards

YELLOW – Exceedance of operational and/or aesthetic objectives

RED – Exceedance of industry and/or health standards

In August 2026, all GVDWS systems met provincial requirements and industry standards for drinking water quality.

Treated water temperature exceeded the aesthetic objective in the *Guidelines for Canadian Drinking Water Quality* in all transmission and distribution systems. Temperature can influence a number of physical aspects of drinking water, including taste and odour, and also regrowth of bacteria in the infrastructure. However, it is only one of many parameters that influences water quality. Monitoring for bacteria and ensuring consistent, adequate chlorine residuals throughout the month are two important lines of evidence that confirm there is adequate protection from bacterial growth.

2. **Treated Water** | Goldstream Treatment Plant First Customer and Sooke Treatment Plant First Customer, Total Chlorine and Monochloramine

The following graph shows the daily measured total chlorine and monochloramine concentrations at the first treated water sampling stations downstream of the two CRD water treatment plants.

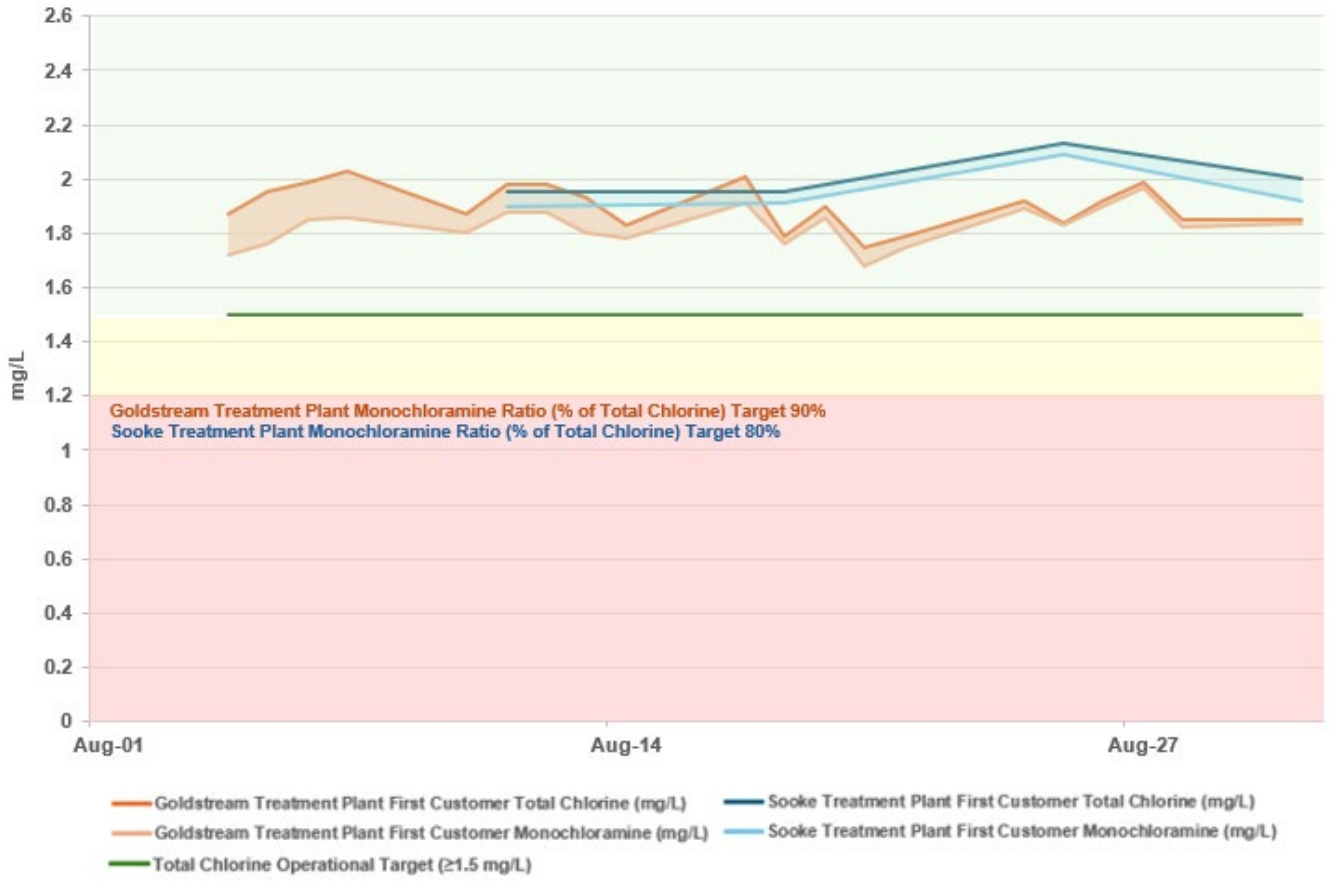

In August 2026, both plants consistently met the target total chlorine concentration of 1.5 mg/L and their respective monochloramine targets, which are important indicators and prerequisites for maintaining effective secondary disinfection in the distribution systems.

3. Raw Water Turbidity | Goldstream Treatment Plant and Sooke Treatment Plant

The following graph shows the raw water turbidity measured at both water treatment plants.

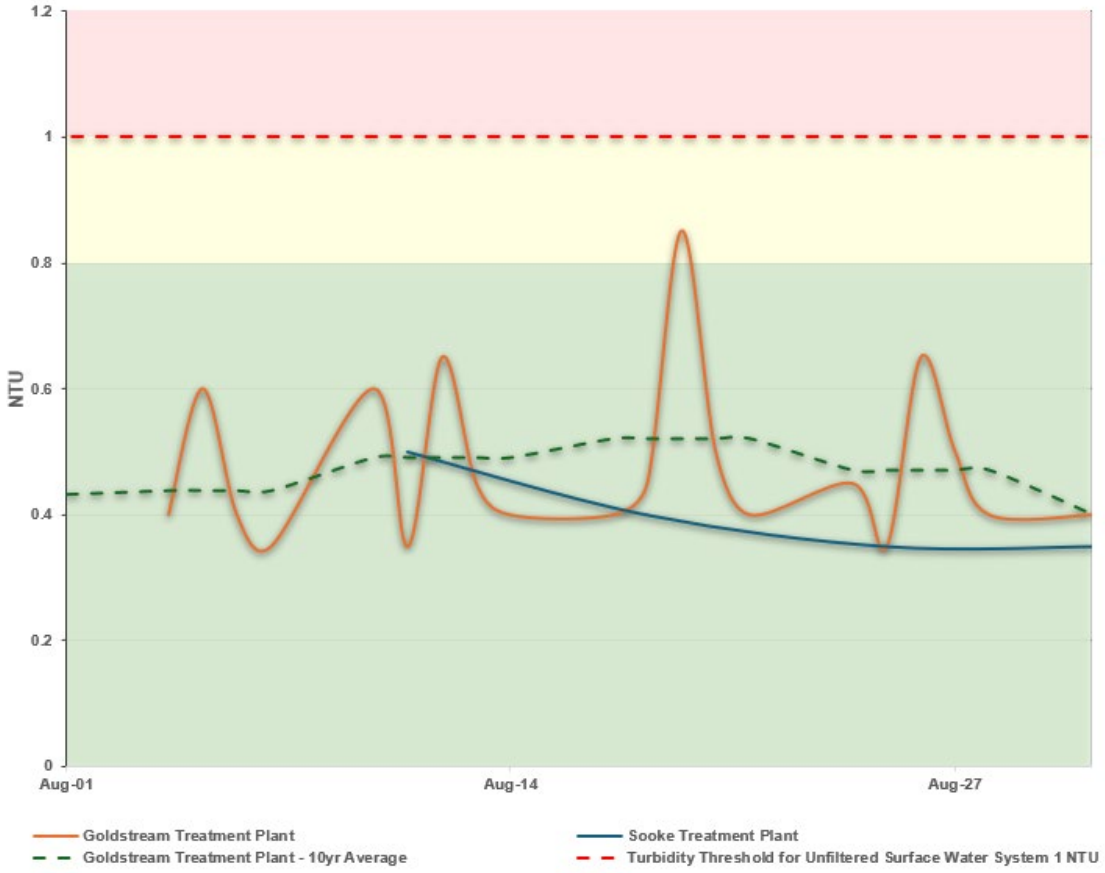

The GVDWS, an unfiltered surface water system, must consistently achieve turbidity levels under 1 NTU to meet regulatory standards. Turbidity levels at both treatment plants were consistently within compliance. Short-term minor turbidity spikes were recorded every Wednesday morning at the Goldstream Treatment Plant due to peak flows and watering demands (Aug. 5, 12, 19, 26).

4. Raw Water Biological Parameters | Total Coliforms and E. coli at Goldstream Treatment Plant

The following depicts the concentrations of key bacteria in the raw water.

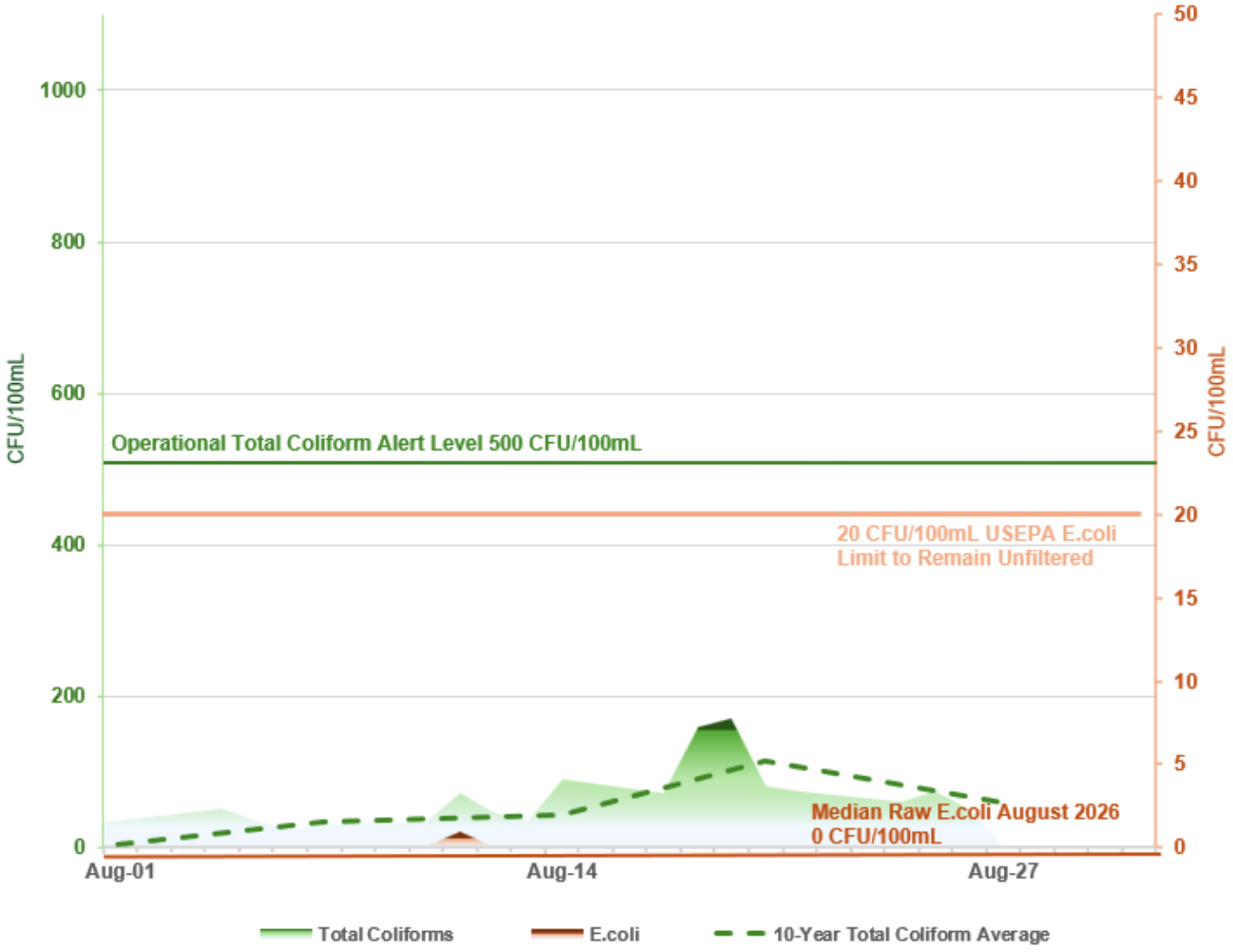

Overall, the concentrations of total coliform and E.coli bacteria in the raw water remained below the B.C. Ministry of Health and USEPA limit for unfiltered surface water systems. Although total coliform concentrations exceeded 100 CFU/100 mL on two days (August 19 and 20), this threshold is evaluated as a secondary bacteriological criterion based on the 90th percentile of results over a six-month period for assessing surface water filtration requirements. The highest recorded raw water total coliform concentration during the month of August was 170 CFU/100mL. In general, indicator bacteria concentrations remained below typical seasonal levels in Sooke Lake Reservoir during August.

Making a difference...together

REPORT TO JUAN DE FUCA WATER DISTRIBUTION COMMISSION
MEETING OF SEPTEMBER 15, 2026

SUBJECT **Juan de Fuca Water Distribution Service 2027 Capital and Operating Budget**

ISSUE SUMMARY

To provide an overview of the draft 2027 Juan de Fuca (JDF) Water Distribution Service budget, highlighting the proposed significant changes from the 2026 budget. The report generally follows the sequence of information provided in the attached draft budget document (Appendix A).

BACKGROUND

The JDF Water Distribution Service is responsible for the retail distribution of drinking water to approximately 58,000 residential and business customers in the Westshore municipalities, the District of Sooke and parts of the JDF Electoral Area.

The draft 2027 JDF Water Distribution Service budget has been prepared for the JDF Water Distribution Commission's (Commission) consideration. The Commission will make budget recommendations to the Capital Regional District (CRD) Board through the Committee of the Whole in September 2026. As in previous years, the draft 2027 JDF Water Distribution Service budget has been prepared considering the CRD Board's 2027 service planning and financial expectations, which include identifying opportunities to realign or reallocate resources and seek potential efficiencies between departments and services, reviewing adjustments related to regulatory compliance, and undertaking infrastructure improvements to maintain service levels across the service area, including incremental ongoing operational and maintenance requirements in the expanding service area. The following sets out the key components of the budget.

At its May 5, 2026 meeting, the Commission received the Juan de Fuca Water Distribution System Asset Management Plan (AMP), which provides a financial and technical roadmap to guide the management and reinvestment of JDF Water Distribution System assets. The AMP informed the 2027 budget by identifying and prioritizing renewal needs based on asset conditions, risk, criticality and lifecycle considerations. While the AMP found that the system's infrastructure is generally performing well, it also confirmed that proactive investment is needed to maintain service reliability and avoid falling behind on asset renewal. Pump stations, storage tanks and pressure control stations were identified as asset groups requiring increased funding compared to previous years. Watermains and water meters were also identified as requiring ongoing renewal funding; however, established programs are already in place with budgets considered sufficient currently to support the work. The 2027 capital and operating budget has therefore been prepared with the AMP as a key input to guide investment decisions and align funding with priority asset renewal needs.

2026 Year-End Financial Projections

Year-end revenue and expenditure projections have been established and estimated variances are summarized as follows:

Budget Item	Projected Variance ($)	Projected Variance (%)
Expense		
Operating Expenditures	-	-
Wholesale Water Purchase Cost	$465,680	4.9%
Capital Expenditures and Transfers	($63,527)	(0.7)%
Debt Servicing - Principal and Interest	($97,721)	(3.5)%
Revenue		
Sales and Other Revenue	1,478,364	4.7%
Year-end Surplus	**$1,173,932**	**3.7%**

Staff forecast a 2026 year-end surplus of $1,173,932 (3.7%). The primary driver of the surplus is higher-than-budgeted water revenue resulting from higher-than-anticipated water consumption. No material variance is forecast for operating expenditure. The year-end surplus will be transferred to the Water Capital Fund to support future capital projects.

2027 Budget

Operating Budget

The 2027 operating budget reflects an increase in non-discretionary expenses, such as wage and salary increases, corporate support service allocation increases, and maintenance expenses associated with new infrastructure additions.

As reported in recent years, the distribution system has continued to expand. Both water distribution mains and the total number of water meters added to the system have been increasing at a linear rate in the last 10 years. The growth in the system is related to service requirements for new land developments, such as Royal Bay and Center Mountain. For context, the table below summarizes the additions in 2024 (over 2023) to the asset units in the major categories:

	JDF System (end of 2024)	Additions in 2025	JDF System (end of 2025)	5 Year Increase	10 Year Increase
Water distribution mains (m)	548,000	3,000	551,000	4.2%	10.8%
Service laterals	26,925	175	27,100	6.5%	17.8%
Fire hydrants	2,610	60	2,670	12.4%	30.2%
Line valves	6,790	210	7,000	13.6%	29.6%
Flush, air and check valves	1,959	27	1,986	7.1%	15.3%
Water meters <50mm	25,730	145	25,875	5.8%	16.6%
Water meters =/>50mm	1,195	30	1,225	25.6%	53.1%

To meet the needs of the growing and aging system, 1.0 FTE is proposed to be added in 2027 to support the service. The May 5, 2026 staff report entitled *Juan de Fuca Water Distribution Service 2027 Capital and Operating Budget* the proposed 2027 Initiative Business Cases (IBCs), which were incorporated into the 2027 budget to support the JDF Water Distribution Service. The 1.0

FTE is proposed in 2027 to support the 2b-2.5 Utility Operator Program. This position has been incorporated into the 5-year budget, with an increase in 2027 of $119,985 assuming a Q3 start.

Initiative	Implementation year(s)	Staff Impacts (2027)	Estimated Incremental Cost (2027)	Funding Source
2b-2.5 Utility Operator Program – Water Operations	2027	1 New Ongoing Q3 start	$119,985	Fee-for-service (100% JDF)

The total 2027 operating budget increase is $719,960 (7.46%). Operating budget forecasts for 2027 through 2030 have been presented for information in Appendix A, page 9.

Wholesale Water Purchase
The JDF Water Distribution Service is responsible for distributing and selling drinking water to residents within its service area. To do so, it purchases treated drinking water from the Regional Water Supply System. The cost of this purchase is based on projected demand within the JDF system and the wholesale water rate set by the Regional Water Supply Service.

Total water consumption in the service area is projected to continue increasing year over year, primarily due to growth. The 2026 year-end consumption is estimated at 10,800,000 m^3, which is 500,000 m^3 above budget. The recommended 2027 water rate is based on a projected demand of 10,500,000 m^3 (Appendix A, Page 8), an increase of 200,000 m^3 over the 2026 budgeted demand but slightly below the projected 2026 consumption.

The proposed 2027 CRD Regional Water Supply wholesale water rate is $0.9954/$m^3$, representing a 6.88% increase over the 2026 rate, subject to approval by the Regional Water Supply Commission (Appendix A, Page 10).

Based on the proposed 2027 wholesale rate and projected 2027 demand, the wholesale water purchase budget is set at $10,452,194 (Appendix A, Page 10).

Capital Budget
There are several capital projects planned for 2027, with a total planned expenditure of $26,578,000. This includes $2,225,000 allocated to Development Cost Charge (DCC) projects and $24,353,000 for capital projects related to system infrastructure engineering, capital asset maintenance management, and annual provisional items. Of the total planned expenditures, $15,335,000 relates to projects that began prior to 2026, reflecting the continuation of multi-year capital projects.

Additionally, $1,483,000 is allocated to projects that are cost-shared 50%/50% with the Regional Water Supply Service (Appendix A, Pages 13-25).

A large portion of the 2027 capital expenditure relates to major projects summarized below:

1. **Project 26-01 Pump Station Renewal Program** - This ongoing program upgrades aging pump stations within the JDF Water Distribution system in alignment with the 2025 AMP, condition assessments, and operational priorities. The Langvista Pump Station in Langford is the first location being upgraded under the program and is currently in the

preliminary design phase. The pump station design is expected to be completed in 2027, with construction to follow. This program replaces the previous Capital Budget 16-05 – Comprehensive Pump Station Upgrades, which most recently upgraded Copper Mine Pump Station #1, Copper Mine Pump Station #2, and the Copper Mine Pressure Control Station in East Sooke in 2025.

2. **Project 26-02 Storage Tank Renewal Program** – This ongoing program plans and delivers improvements to aging storage tanks within the JDF Water Distribution system. In 2027, work will focus on advancing priority storage tank replacement projects identified through the 2025 AMP, condition assessments, and operational needs. This will include engaging consultants to develop replacement design packages and refining project scopes, schedules, and budgets to support implementation in future years. Funding requirements will continue to be updated through the annual capital planning process to reflect Asset Management planning results
3. **Project 20-03 Asbestos Cement (AC) Pipe Replacement Program** - This ongoing program replaces aging asbestos cement watermains throughout the JDF Water Distribution system. Approximately 2.5km of water main has been replaced in 2026 with another 500m planned before the end of the year. As a result of the volume of work being delivered under the program, a significant carry-forward is not currently anticipated at year end. Through the Request for Proposals process R.F Binnie & Associates has been engaged as the new design consultant for the 2027 program. The program is still on track to have all asbestos cement water mains replaced by 2055.
4. **Project 21-02 – Sooke Road Water Main Replacement** – This project includes the replacement of approximately 1,100m of aging 600mm diameter water main and smaller diameter asbestos cement water main from Jacklin Road to Veterans Memorial Parkway. Design has been finalized, and the project is anticipated to be tendered in early fall 2026, with construction expected to be completed in 2027.
7. **Project 21-04 Residential Service and Meter Replacement** – This annual provisional project provides funding to replace services and meters that are beyond their service life and at risk of failure. The provisional allowance has been increased from $3.0 million in capital funding in 2026 to $3.6 million in 2027 to support the continued renewal of aging service and metering infrastructure and address the growing backlog.
8. **21-13 SCADA Master Plan Update & Cybersecurity Upgrades** - Following completion of the SCADA Master Plan and the Cybersecurity Risk Mitigation Project in 2026, upgrades in 2027 will focus on critical facilities within the JDF distribution system to replace old legacy Remote Terminal Units with modern SCADAPacks, transforming system communication. This investment protects public health and ensures reliable water delivery by giving operations teams instant, high-resolution data to prevent outages and catch water quality issues before they affect residents. Additionally, it shields critical water infrastructure from cyber threats while reducing long-term maintenance costs through standardized, modern equipment.

The total five-year (2027-2031) capital plan budget is currently $111,274,000, with an additional $4,413,000 in projects cost shared with the Regional Water Supply Service.

Capital and Debt Expenditures

The JDF Water Distribution Service has multiple sources of funding for capital expenditures, including operating transfers to the Water Capital Fund, the Equipment Replacement Fund (ERF), DCC reserves, and debt financing. The operating transfer to the Water Capital Fund is budgeted

at $9,122,250 in 2027. The service will draw on the Water Capital Fund to finance capital activity prior to initiating any new debt financing. The 2026 operating surplus will also be transferred to the Water Capital Fund at year-end to reduce the borrowing needs in the coming fiscal year (Appendix B, Page 3).

Loan Authorization Bylaw 4379, authorizing borrowing of $14,800,000 was approved in 2021 to allow continued partial funding of the five-year capital plan. Temporary Loan Authorization Bylaw No. 4780 was approved by the CRD Board on July 8, 2026, to enable short-term borrowing under Bylaw No. 4379 to ensure ready access to debt financing.

The upcoming debt retirements on existing borrowings are summarized as follows:

Loan Number	Retirement Date	Principal
LA3782-118	April 2027	$2,500,000
LA3782-124	April 2028	$4,500,000
LA3782-127	April 2029	$5,000,000
LA3981-137	April 2031	$2,000,000
LA3981-145	April 2033	$3,000,000
LA3981-150	April 2035	$5,100,000
LA4379-160	October 2038	$6,000,000
LA4379-162	October 2039	$1,500,000

When assessing key financial health indicators, the service maintains a manageable level of debt over the next five years. The percentage of revenue dedicated to debt costs is forecast to be between 7.95% and 13.25%, while debt funding for capital investment in each of the next five years does not exceed 54.5%. A summary indicator table is provided below:

Year	% Revenue for Debt	% Capital Funded by Debt
2027	7.95%	38.23%
2028	9.97%	54.27%
2029	11.19%	54.50%
2030	12.02%	49.45%
2031	13.25%	47.47%

2027 debt expenditures for existing and new debt servicing are budgeted at $2,658,190, a decrease of $140,029 (5.0%) from 2026 due to reduction in debt servicing due to a combination of deferred spending and early debt retirement.

DCC projects are funded from the DCC Reserve Fund, which is projected to have a balance of $24,604,956 at 2026 year-end (Appendix A, Page 27).

The transfer to the Vehicle/Equipment Replacement Fund has decreased slightly from 2026 to $739,731, reflecting a slight reduction in the size of the vehicle fleet, partially offset by higher vehicle replacement costs. The reserve fund balance is estimated at $1,751,486 at 2026 year-end (Appendix A, Page 27).

Proposed Agricultural Water Rate
In the absence of any other direction, the 2027 agricultural water rate is maintained at the same 2025 rate of $0.2105 per cubic metre, subject to the Regional Water Supply Commission's approval. The Regional Water Supply agricultural water rate budget funds the difference between the municipal retail water rate and the CRD agricultural water rate.

Proposed 2027 Juan de Fuca Water Distribution Service Retail Water Rate

Rate Base
The 2027 rate base is forecast to decrease by $5,220,283 from 2026. This decrease is primarily due to a lower forecasted balance of work in progress in 2027 compared to 2026, partially offset by additions, net of depreciation, including distribution pipes, water meters and services, and pump station upgrades (Appendix A, Pages 4 and 5). This does not indicate reduced capital activity; rather, it reflects the timing of when projects move from work in progress into the physical plant asset base.

Revenue Requirement
The revenue requirement for 2027 has increased by $899,237 over 2026. This is primarily due to an increase in operating expenses of $719,960, increased depreciation expenses of $252,137, net of depreciation no longer applicable to retired assets, and a net increase in the return on rate base of $34,000. The increase in the required return on rate base reflects the assessed revenue required to support the maintenance and replacement of infrastructure (Page 5 of Appendix A).

The recommended retail water rate has taken into consideration the revenue required to meet the operating and capital expenditures, debt obligations, the wholesale water expenditure, rate base and the revenue requirements established for 2027.

The proposed 2027 JDF Water Distribution Service retail water rate is $3.1464/m^3, a 3.61% increase from the 2026 rate (Appendix A, Page 9).

Retail and Wholesale Water Rate History and Projection
The retail and wholesale water rate history and projection are included in Appendix A, Page 1. The rates may be adjusted in the future to reflect actual revenue and expenditure circumstances and water demand volumes.

ALTERNATIVES

Alternative 1
The Juan de Fuca Water Distribution Commission recommends the Committee of the Whole recommend that the Capital Regional District Board:

1. Approve the 2027 Operating and Capital Budget and the Five-Year Capital Plan;
2. Approve the 2027 Juan de Fuca Water Distribution Service retail water rate of $3.1464/m^3, adjusted if necessary, by any change in the Regional Water Supply wholesale water rate;
3. Direct staff to balance the 2026 actual operating deficit or surplus on the 2026 capital fund transfer;
4. Direct staff to update carry forward balances in the 2027 Capital Budget for changes after year end; and
5. Direct staff to amend the Water Distribution Local Service Conditions, Fees and Charges

Bylaw accordingly.

Alternative 2
That Juan de Fuca Water Distribution Commission directs staff to bring back a revised 2027 Operating and Capital Budget for the Commission's consideration.

IMPLICATIONS

Financial Implications

The 2027 operating and capital budget and resulting annual water rate have been prepared to meet the needs of the service. The proposed 2027 water rate generally aligns with the rate previously presented in the five-year rate projections. The proposed 2027 rate would result in a $25.00 annual increase in the cost of water for an average household (Appendix A, Page 9).

CONCLUSION

The draft 2027 Juan de Fuca (JDF) Water Distribution Service budget is presented for the JDF Water Distribution Commission's (Commission) consideration. The Commission will make budget recommendations to the Capital Regional District Board through the Committee of the Whole in September. The draft 2027 JDF Water Distribution Service budget was prepared considering the requirement to maintain regulatory compliance, the ongoing need to undertake infrastructure renewal to ensure the system operates reliably, and annual operational adjustments, including incremental maintenance requirements associated with new development infrastructure in the expanding service area.

RECOMMENDATION

The Juan de Fuca Water Distribution Commission recommends the Committee of the Whole recommend that the Capital Regional District Board:

1. Approve the 2027 Operating and Capital Budget and the Five-Year Capital Plan;
2. Approve the 2027 Juan de Fuca Water Distribution Service retail water rate of $3.1464/m^3, adjusted if necessary, by any change in the Regional Water Supply wholesale water rate;
3. Direct staff to balance the 2026 actual operating deficit or surplus on the 2026 capital fund transfer;
4. Direct staff to update carry forward balances in the 2027 Capital Budget for changes after year end; and
5. Direct staff to amend the Water Distribution Local Service Conditions, Fees and Charges Bylaw accordingly.

Submitted by:	Shayne Irg, P.Eng., Senior Manager, Water Infrastructure Operations
Concurrence	Alicia Fraser, P. Eng., General Manager, Infrastructure and Water Services
Concurrence:	Nelson Chan, MBA, FCPA, FCMA, Chief Financial Officer & General Manager, Finance & Technology
Concurrence:	Ted Robbins, B. Sc., C. Tech., Chief Administrative Officer

ATTACHMENTS

Appendix A: Draft 2027 Juan de Fuca Water Distribution Service Budget
Appendix B: 2026-2031 Budget Dashboard
Appendix C: Report to Commission: *2027 Service Delivery – Staffing Requirements* (May 5, 2026)
Presentation: Juan de Fuca Water Distribution Service 2027 Budget Review

CAPITAL REGIONAL DISTRICT

2027 BUDGET

JDF Water Distribution

COMMISSION REVIEW

September 2026

Service: 2.680 **JDF Water Distribution** **Commission: Juan De Fuca Water Distribution**

DEFINITION:

To finance the administration, development, maintenance, and operational expenses, of the Juan de Fuca Water Distribution local service in the Western Communities of the Capital Regional District, as per the Water Distribution Local Service Area Establishment Bylaw No. 2538.

The establishment and operation of a Juan de Fuca water Distribution Commission is done by Bylaw No. 2540.

SERVICE DESCRIPTION:

Juan de Fuca Water Distribution Service provides retail water distribution system to participants within the Western Communities. The service administration and operation is provided by the Integrated Water Services Department.

PARTICIPATION:

City of Colwood
City of Langford
Town of View Royal
Juan de Fuca Electoral Area
District of Metchosin
District of Sooke
District of Highlands

MAXIMUM LEVY:

The maximum amount that may be requisitioned is NIL.

MAXIMUM CAPITAL DEBT:

Authorized:	Pre Consolidated MFA Loan Authorizations - Juan de Fuca Water Distribution Facilities		$19,000,000
Borrowed:			$17,500,000
Remaining:	Expired		$1,500,000
Authorized:	MFA Bylaw No. 3981 - Juan de Fuca Water Distribution Facilities		$14,800,000
Borrowed:			$10,100,000
Remaining:	Expired		$4,700,000
Authorized:	MFA Bylaw No. 3164 - Juan de Fuca Water Distribution Facilities Development-DCC		$10,000,000
Borrowed:			$3,500,000
Remaining:	Expired		$6,500,000
Authorized:	MFA Bylaw No. 4379 - Juan de Fuca Water Distribution Facilities	2021	$14,800,000
Borrowed:			$7,500,000
Remaining:	Active		$7,300,000

FUNDING:

Costs are recovered from Water Sales, and transfer from DCC reserves to service DCC debt.

Change in Budget 2026 to 2027
Service: 2.680 JDF Water Distribution

	Total Expenditure	Comments
2026 Budget	**31,639,954**	
Change in Wages & Benefits:		
General wages & benefits change	28,272	Inclusive of estimated collective agreement changes
Total Change in Wages & Benefits	28,272	
Other Changes:		
Wholesale Water Expenditure	859,186	Increased wholesale water rate and budgeted demand
Allocation - Operations		
Labour Charges	314,188	Labour charges inclusive of estimated collective agreement changes
Utility Operator	119,985	2026 IBC: 2b-2.5 Utility Operator Program
Engineering Support	70,850	Inflationary increase in engineering operational support
Transfer to Water Capital Fund	322,250	5-year capital plan funding
Allocation - Standard Overhead	86,565	Increase in 2026 operating costs
Contract for Services	57,441	Budget increase for operations support
Fund Contributions	40,500	Equipment replacement and debt reserve funding
Operating - Other Costs	42,659	Operating expensese including postage, freight and electricity
Debt Servicing Costs	(140,029)	Interest and principal on new debt - decrease due to rephased timing of capital activity.
Total Other Changes	1,773,595	
2027 Budget	**33,441,821**	

Summary of % Expense Increase	
Wholesale Water Purchase	3.0%
Transfer to Water Capital Fund	1.0%
IBCs	0.4%
Labour Charges	1.3%
% expense increase from 2026:	***5.7%***

Overall 2026 Budget Performance
(expected variance to budget and surplus treatment)

Water demand is forecasted slightly higher than budget leading to a net increase in revenue net of wholesale water expenditures ($1.05M); and lower debt servicing costs due to the deferred capital activity ($97k); and various other costs operating costs ($27k). The forecasted net surplus of $1.17M will be transferred to the service's Water Capital Fund.

Rate Base for 2027 Revenue Year

	2025 Application	2026 Application	End of 2026 for 2027 Application	Change	
Retail System					
Physical Plant	$ 212,851,773	$ 222,877,079	$ 223,167,393	$ 290,314	1
Construction Work In Progress	4,549,071	10,462,143	4,862,784	(5,599,359)	1
Cash Working Capital	1,083,371	1,189,121	1,277,884	88,762	
Inventory	525,000	525,000	525,000	-	
Total Retail Rate Base	$ 219,009,215	$ 235,053,343	$ 229,833,060	$ (5,220,283)	

Note 1: Refer to the Schedule of Change in Physical Plant & Work in Progress for details.

Schedule of Change in Physical Plant & Work in Progress

Retail

Projected Asset Additions

Meter Replacement	$	3,705,000
Pump Stations		1,200,000
IT Infrastructure		500,952
PIPE Replacements		455,000
Hydrant Replacements		240,000
Goldstream IWS Field Office		207,500
Water Supply Equipment Upgrades		202,500
Valve Replacement		160,000
Major Main Replacements		130,000
Reservoir Upgrades		96,000
Other Projects (3 minor projects under $50k)		120,000
Total Projected Assets Capitalized	$	7,016,952
Less: Current Year's Depreciation		(6,585,466)
Add (Less): Change in prior year forecast addition estimates & disposals		(141,172)
Change in Physical Plant	**$**	**290,314**

Projected Construction Work In Progress (CWIP)

PIPE Replacements	$	4,271,035
Strategic Asset Management		141,600
Meters and Pressure Control Stations		116,145
Pump Stations		296,504
Other Projects (2 minor projects under $25k)		37,500
Projected CWIP	$	4,862,784
Less: Prior year's projected CWIP		(10,462,143)
Change in CWIP	**$**	**(5,599,359)**

Revenue Requirements for 2027 Year

	2025 Application	2026 Application	2027 Application	Change
Retail System				
Operations & maintenance	$ 8,787,346	$ 9,645,096	$ 10,365,056	$ 719,960
Depreciation	6,249,147	6,333,329	6,585,466	252,137
Return on rate base	5,297,200	6,005,100	6,039,100	34,000 [1]
Subtotal	$ 20,333,693	$ 21,983,525	$ 22,989,622	$ 1,006,097
Non-rate revenue	(174,500)	(297,590)	(404,450)	(106,860)
Total Retail	$ 20,159,193	$ 21,685,935	**$ 22,585,172**	$ 899,237

Note 1: Return on rate base is calculated with reference to the long-term Canada bond rate and the average debt rate.

Schedule A
Asset Useful Life Assignments - PSAB

Classes:	Code	Asset Categories	Useful Life, Years
Land	LAND	Land & Rights of Way * (Note 1)	N/A
Building	BLDG	Building, Permanent	50
	BLOT	Building, Temporary/ Portable	20
	BLFX	Building fixture (*sprinklers)*	20
Equipment	BOAT	Boats & Marine Equipment	10
	COMP	Computer Equipment (*includes software*)	5
	ELEC	Electronic Equipment(*hydromet, weather stn eqpt)*	5
	FIRE	Fire & Safety Equipment	10
	GENT	Generator	20
	HYDR	Hydrants and Standpipes	20
	HYDY	Hydrology	10
	MTRS	Meters	20
	OFFE	Office Equipment	5
	OFFF	Office Furniture	10
	SCDA	SCADA Equipment	10
	SCRN	Intake Screens/Membranes *(stop logs)*	20
	SHOP	Shop Equipment	10
	TELE	Telecommunication Eqpt (*radios, phone systems*)	10
	WEQP	Water Works Eqpt(*W.Quality lab, Wshed eqpt)*	10
	NEW GRP	Weather stn & communication tower	15
Vehicle	VEHC	Vehicles	8
Engineering	BRDG	Bridge	50
Structure	CANL	Canal	50
	DAMS	Dam Structures	100
	PIPE	Pipelines, includes Vaults, Kiosks, Valve chambers	75
	PIPF	Pipelines, fittings	20
	PLPV	Parking lot paved	40
	PSEQ	Pump Station Equipment	20
	PSHS	Pump Station Housing	50
	PRVS	Valves, Flushes & PRV's	20
	RDGR	Roads gravel	20
	RDPV	Roads paved	40
	RESS	Reservoirs (steel & concrete)	50
	REST	Reservoirs (tower/tank)	35
	TANK	Storage tank	40
	TELP	Telephone and Power Lines	50
	TUNN	Tunnel, Culvert and Diversions	50
	WATP	Water Treatment Plant	25
	WELL	Wet well/ Well	50
Other Assets	CSTU	Capital Management Studies	5
	FENC	Fences	15
	LIMP	Land & Yard Improvements	20

Note 1: Land is not depreciated so a useful life assignment is not applicable.

2027 Demand Estimate

Retail Demand

Years	Actual Demand cu. metre	Budgeted Demand cu.metre
2021	10,270,472	8,900,000
2022	9,990,739	9,300,000
2023	10,670,432	9,210,000 [2]
2024	10,320,208	9,500,000
2025	11,063,625	10,200,000
2026	10,800,000 [1]	10,300,000
2027 Demand Estimate	**10,500,000**	

1. Projected consumption for 2027.

2. 2023 Demand estimate reduction reflects First Nations becoming wholesale customers of Regional Water Supply.

Summary of Retail Water Rates

	2023	2024	2025	2026	2027	$ Change	% Change
Retail (direct) water rate							
Unit cost per cu.m.	$ 2.5466	$ 2.6927	$ 2.8395	$ 3.0368	$ 3.1464	$ 0.1096	3.61%

Retail Water Rate Increase
Impact on Residential Water Bill

Average consumption per 2 month billing cycle: * 38 cubic meters (annual = 229.0 cu.m)

Charge for Two Months Consumption	Year	Bi monthly Charge	Annual Charge	2027 Annual Change $
Average Consumption	2026	$ 115.40	$ 692.39	
	2027	$ 119.56	$ 717.38	$ 25.00
Half Average Consumption	2026	$ 57.70	$ 346.19	
	2027	$ 59.78	$ 358.69	$ 12.50
Twice Average Consumption	2026	$ 230.80	$ 1,384.77	
	2027	$ 239.13	$ 1,434.77	$ 49.99

** Average Annual Consumption based on 2.202 people per household, per BC Stats 2027 projection*

CAPITAL REGIONAL DISTRICT

Program Group: CRD-JDF Water Distribution

SUMMARY	2026 BOARD BUDGET	2026 ESTIMATED ACTUAL	2027 BUDGET REQUEST: 2027 CORE BUDGET	2027 ONGOING	2027 ONE-TIME	TOTAL (COL 4, 5 & 6)	FUTURE PROJECTIONS: 2028	2029	2030	2031
1	2	3	4	5	6	7	8	9	10	11
OPERATING EXPENDITURES										
ALLOCATION - OPERATIONS	6,921,945	6,921,945	7,306,983	119,985	-	7,426,968	7,731,936	7,900,490	8,061,505	8,221,323
OPERATING - OTHER COSTS	795,436	795,436	838,095	-	-	838,095	843,530	849,070	854,720	860,490
SALARIES AND WAGES	505,408	505,408	533,680	-	-	533,680	547,817	558,484	569,300	580,332
CONTRACT FOR SERVICES	538,010	538,010	595,451	-	-	595,451	607,360	619,510	631,900	644,530
ALLOCATION - STANDARD OVERHEAD	884,297	884,297	970,862	-	-	970,862	991,250	1,011,075	1,031,297	1,051,923
TOTAL OPERATING EXPENDITURES	9,645,096	9,645,096	10,245,071	119,985	-	10,365,056	10,721,893	10,938,629	11,148,722	11,358,598
**Percentage increase over prior year's board budget*			6.22%	1.24%		7.46%	3.44%	2.02%	1.92%	1.88%
WHOLESALE WATER PURCHASE FROM RWS	9,593,008	10,058,688	10,452,194	-	-	10,452,194	11,361,518	12,156,387	13,268,335	14,587,050
WHOLESALE WATER PURCHASE FROM RWS	9,593,008	10,058,688	10,452,194	-	-	10,452,194	11,361,518	12,156,387	13,268,335	14,587,050
			8.96%			8.96%	8.70%	7.00%	9.15%	9.94%
CAPITAL EXPENDITURES & TRANSFERS										
TRANSFER TO WATER CAPITAL FUND	8,800,000	9,973,932	9,122,250	-	-	9,122,250	9,252,770	10,101,070	11,500,300	12,750,000
TRANSFER TO DEBT RESERVE FUND	63,527	-	104,400	-	-	104,400	120,200	115,100	101,600	106,200
TRANSFER TO EQUIPMENT REPLACEMENT FUND	740,104	740,104	739,731	-	-	739,731	749,520	759,510	769,700	780,100
TOTAL CAPITAL EXPENDITURES & TRANSFERS	9,603,631	10,714,036	9,966,381	-	-	9,966,381	10,122,490	10,975,680	12,371,600	13,636,300
DEBT SERVICING										
DEBT-INTEREST & PRINCIPAL	2,798,219	2,700,498	2,658,190	-	-	2,658,190	3,567,686	4,294,849	5,025,394	6,047,120
TOTAL DEBT EXPENDITURES	2,798,219	2,700,498	2,658,190	-	-	2,658,190	3,567,686	4,294,849	5,025,394	6,047,120
TOTAL EXPENDITURES	31,639,954	33,118,317	33,321,836	119,985	-	33,441,821	35,773,587	38,365,545	41,814,051	45,629,068
			5.32%	0.38%		5.69%	6.97%	7.25%	8.99%	9.12%
SOURCES OF FUNDING										
REVENUE - SALES	(31,278,837)	(32,797,227)	(32,917,386)	(119,985)	-	(33,037,371)	(35,350,827)	(37,945,325)	(41,404,721)	(45,212,478)
REVENUE - OTHER	(361,117)	(321,090)	(404,450)	-	-	(404,450)	(422,760)	(420,220)	(409,330)	(416,590)
TOTAL SOURCES OF FUNDING OPERATIONS	(31,639,954)	(33,118,317)	(33,321,836)	(119,985)	-	(33,441,821)	(35,773,587)	(38,365,545)	(41,814,051)	(45,629,068)
SOURCES OF OTHER FUNDING										
TRANSFER FROM DCC RESERVES TO FUND DCC DEBT	-	-	-	-	-	-	-	-	-	-
TRANSFER PRIOR YEAR	-	-	-	-	-	-	-	-	-	-
TRANSFER TO FOLLOWING YEAR SURPLUS CARRY FORWARD	-	-	-	-	-	-	-	-	-	-
TOTAL SOURCES OF FUNDING	(31,639,954)	(33,118,317)	(33,321,836)	(119,985)	-	(33,441,821)	(35,773,587)	(38,365,545)	(41,814,051)	(45,629,068)
Percentage increase over prior year's board budget			5.32%	0.38%		5.69%	6.97%	7.25%	8.99%	9.12%
Water Rate $ per cu. m.	$ 3.0368					$ 3.1464	$ 3.3508	$ 3.5797	$ 3.8878	$ 4.2255
Pencentage increase over prior year	5.45%					3.61%	6.50%	6.83%	8.60%	8.69%

CAPITAL REGIONAL DISTRICT

FIVE YEAR CAPITAL EXPENDITURE PLAN SUMMARY - 2027 to 2031

Service No. 2.680 Juan de Fuca Water Distribution	Carry Forward 2026	2027	2028	2029	2030	2031	TOTAL
EXPENDITURE							
Buildings	$0	$0	$0	$0	$0	$0	$0
Equipment	$0	$600,000	$400,000	$400,000	$400,000	$400,000	$2,200,000
Land	$0	$0	$0	$0	$0	$0	$0
Engineered Structures	$14,985,000	$24,918,000	$20,553,000	$20,121,000	$19,545,000	$21,377,000	$106,514,000
Vehicles	$350,000	$1,060,000	$750,000	$250,000	$250,000	$250,000	$2,560,000
	$15,335,000	**$26,578,000**	**$21,703,000**	**$20,771,000**	**$20,195,000**	**$22,027,000**	**$111,274,000**
SOURCE OF FUNDS							
Capital Funds on Hand	$12,790,000	$12,850,008	$8,657,000	$8,908,000	$9,760,000	$11,160,000	$51,335,008
Debenture Debt (New Debt Only)	$0	$10,442,992	$12,019,000	$11,506,000	$10,155,000	$10,617,000	$54,739,992
Equipment Replacement Fund	$350,000	$1,060,000	$750,000	$250,000	$250,000	$250,000	$2,560,000
Grants (Federal, Provincial)	$0	$0	$0	$0	$0	$0	$0
Donations / Third Party Funding	$0	$0	$0	$0	$0	$0	$0
Reserve Fund	$2,195,000	$2,225,000	$277,000	$107,000	$30,000	$0	$2,639,000
	$15,335,000	**$26,578,000**	**$21,703,000**	**$20,771,000**	**$20,195,000**	**$22,027,000**	**$111,274,000**

Definitions for the 5-year Capital Plan

Asset Class	Asset class is used to classify assets for financial reporting in accordance with the Public Sector Accounting Board (PSAB) 3150. **L** - Land **S** - Engineering Structure **B** - Buildings **V** - Vehicles **E** - Equipment
Capital Expenditure Type	Capital expenditure type is used for reporting on asset investments and may be used to justify operational needs for a service. **Study** - Expenditure for feasibility and business case report. **New** - Expenditure for new asset only **Renewal** - Expenditure upgrades an existing asset and extends the service ability or enhances technology in delivering that service **Replacement** - Expenditure replaces an existing asset
Carryforward	Represents the carryforward amount from the prior year capital plan that is remaining to be spent. Forecast this spending over the next 5 years.
Funding Source	**Debt** - Debenture Debt (new debt only) **ERF** - Equipment Replacement Fund **Grant** - Grants (Federal, Provincial) **Cap** - Capital Funds on Hand **Other** - Donations / Third Party Funding **Res** - Reserve Fund **WU** - Water Utility If there is more than one funding source, additional rows are shown for the project.

CAPITAL REGIONAL DISTRICT

5 YEAR CAPITAL PLAN

2027 - 2031

Service #: 2.680

Service Name: JDF Water Distribution

PROJECT DESCRIPTION				PROJECT BUDGET & SCHEDULE									
Project Number	Capital Expenditure Type	Capital Project Title	Capital Project Description	Total Project Budget	Asset Class	Funding Source	Carryforward from 2026	2027	2028	2029	2030	2031	5 - Year Total
INFRASTRUCTURE ENGINEERING AND OPERATIONS													
Planning													
25-01	Study	Water Meter Strategic Plan	Review of the exisiting meter program and strategic planning including replacement vs repair cost benefit analysis, review of meter technologies, implementation phasing and short term and long term planning.	$ 250,000	S	WU	$ 20,000	$ 20,000	$ -	$ -	$ -		$ 20,000
27-01	**Study**	**Asset Management Plan Update**	**Ongoing updates to Asset Management Plan with more comprehensive updates at 5-year intervals**	**$ 340,000**	**S**	**WU**	**$ -**	**$ 10,000**	**$ 10,000**	**$ 10,000**	**$ 10,000**	**$ 300,000**	**$ 340,000**
Capital													
18-03	Renewal	JDF Site Decommissioning Program	Decommissioning of facilities that are no longer in use based on preliminary work from Annual Provisional	$ 1,320,000	S	WU	$ 350,000	$ 430,000	**$ 90,000**	$ 100,000	$ 100,000	$ 100,000	$ 820,000
18-06	New	Post Disaster Emergency Water Distribution	Determine and supply response equipment for disaster response.	**$ 770,000**	S	WU	$ 140,000	$ 190,000	$ 50,000	$ 50,000	$ 50,000	$ 50,000	$ 390,000
20-03	Replacement	AC Pipe Replacement Program	Replacement of aging asbestos cement pipe year over year as outlined in the May 2023 staff report. Replacement is expected to be phased until ~2055 to replace all AC pipe in the distribution network.	$ 140,000,000	S	WU	$ -	$ 3,800,000	$ 4,000,000	$ 4,200,000	$ 4,300,000	$ 4,500,000	$ 20,800,000
21-02	Replacement	Sooke Road W/M Replacement - VMP to Jacklin	Replacement of aged, large diameter water main and smaller diameter AC from Jacklin Rd to VMP. 1,100m of 600mm Pipe - VMP to Jacklin as well as the asbestos cement distribution main along the same alignment. Some works on Fulton Road will be included within this package.	$ 8,500,000	S	WU	$ 6,300,000	$ 7,050,000	$ 500,000	$ -	$ -	-	$ 7,550,000
21-13	Replacement	SCADA Master Plan Update & Upgrades	Update the SCADA Master Plan in conjunction with the RWS, Saanich Peninsula and Core Area infrastructure.	$ 2,500,000	S	WU	$ 1,950,000	$ 2,250,000	$ -	$ -	$ -	-	$ 2,250,000
22-02	New	Microwave Radio Upgrades	Installation of high-bandwidth microwave radio infrastructure to accommodate CRD infrastructure	$ 450,000	S	WU	$ 330,000	$ 330,000	$ -	-	$ -	-	$ 330,000
24-02	New	Hwy 14 Watermain Relocation	Relocation of CRD watermain in MOTT right of way. Project work to be bundled within MOTT's project.	$ 2,000,000	S	WU	$ 2,000,000	$ 100,000	$ 1,900,000	$ -	$ -	$ -	$ 2,000,000
25-06	Replacement	Large Meters & Pressure Control Stations Replacement Program	Ongoing program to upgrade billing meters and pressure control stations, including chambers as required.	**$ 8,550,000**	S	WU	$ 300,000	$ 1,800,000	$ 1,500,000	$ 1,500,000	$ 1,500,000	$ 1,500,000	$ 7,800,000
26-01	Renewal	Pump Station Renewal Program	Ongoing pump station upgrade program to address upgrades aligned with 2025 Asset Management Plan and Condition Assessments. Will be updated in future years to align with AMP planning results.	$ 20,000,000	S	WU	$ 900,000	$ 900,000	**$ 2,950,000**	**$ 5,700,000**	**$ 3,500,000**	**$ 5,500,000**	$ 18,550,000
26-02	Renewal	Storage Tank Renewal Program	Ongoing storage tank upgrade program to address upgrades aligned with 2025 Asset Management Plan and Condition Assessments. Will be updated in future years to align with AMP planning results.	$ 10,000,000	S	WU	$ 500,000	$ 200,000	$ 3,000,000	$ 1,800,000	$ 3,000,000	$ 2,000,000	$ 10,000,000
27-02	**New**	**Delem Drive Bulk Water Station**	**New bulk meter station within Center Mountain Development**	**$ 300,000**	**S**	**WU**	**$ -**	**$ 300,000**	**$ -**	**$ -**	**$ -**	**$ -**	**$ 300,000**
27-03	**New**	**Enterprise Data Historian Management System**	**A data historian is required to store large amounts of data that is required for compliance reporting to regulators, operational performance reports, cost allocation, and engineering analysis.**	**$ 200,000**	**E**	**WU**	**$ -**	**$ 200,000**	**$ -**	**$ -**	**$ -**	**$ -**	**$ 200,000**
Sub-Total System Infrastructure Engineering and Operations				**$ 195,180,000**			**$ 12,790,000**	**$ 17,580,000**	**$ 14,000,000**	**$ 13,360,000**	**$ 12,460,000**	**$ 13,950,000**	**$ 71,350,000**
CORPORATE ASSET AND MAINTENANCE MANAGEMENT (CAMM)													
16-06	Replacement	Vehicle & equipment replacement (funding from replacement fund)	Vehicle and equipment replacement.	$ 3,914,000	V	ERF	$ 350,000	$ 1,060,000	$ 750,000	$ 250,000	$ 250,000	$ 250,000	$ 2,560,000
27-04	**Study**	**Enterprise Asset Management System**	**Development of EAM system in conjunction with other services, including software and process implementation, for services to maintain assets and report on asset performance.**	**$ 2,000,000**	**E**	**WU**	**$ -**	**$ 400,000**	**$ 400,000**	**$ 400,000**	**$ 400,000**	**$ 400,000**	**$ 2,000,000**
Sub-Total CAMM				**$ 5,914,000**			**$ 350,000**	**$ 1,460,000**	**$ 1,150,000**	**$ 650,000**	**$ 650,000**	**$ 650,000**	**$ 4,560,000**
ANNUAL PROVISIONAL ITEMS													
17-09	Replacement	Emergency Main Replacement	Major main replacement under emergencies.	$ 676,000	S	WU	$ -	$ 121,000	$ 134,000	$ 148,000	$ 163,000	$ 176,000	$ 742,000
17-13	New	Site Security Upgrades	Upgrading and replacement of security systems for sites as required.	$ 273,000	S	WU	$ -	$ 49,000	$ 54,000	$ 60,000	$ 66,000	$ 72,000	$ 301,000
17-15	Renewal	Distribution System Improvements	Unplanned distribution system improvements or decommissioning.	$ 3,026,000	S	WU	$ -	$ 545,000	$ 600,000	$ 660,000	$ 726,000	$ 784,000	$ 3,315,000
17-16	New	Hydraulic Model Yearly Update	Annual hydraulic model update and uni-directional flushing support.	$ 444,000	S	WU	$ -	$ 80,000	$ 85,000	$ 90,000	$ 95,000	$ 100,000	$ 450,000
21-03	Replacement	Hydrant & Flush Replacement, Upgrades and Additions	Upgrade, replacement or installation of flushes and fire hydrants, and fire flow testing.	$ 1,519,000	S	WU	$ -	$ 273,000	$ 301,000	$ 332,000	$ 365,000	$ 395,000	$ 1,666,000
21-04	Replacement	Residential Service & Meter Replacement	Replacement of residential water meters as highlighted by the 2026 JDF Water Meter Strategic Plan.	$ 21,000,000	S	WU	$ -	$ 3,600,000	$ 4,400,000	$ 4,600,000	$ 4,800,000	$ 5,000,000	$ 22,400,000
21-05	Replacement	Pump Station Equipment Replacements	Unplanned pump station repairs and equipment replacement	$ 1,010,000	S	WU	$ -	$ 182,000	$ 201,000	$ 222,000	$ 240,000	$ 260,000	$ 1,105,000
21-06	Replacement	SCADA Equipment Replacement	Unplanned replacement of SCADA and electrical equipment.	$ 673,000	S	WU	$ -	$ 100,000	$ 100,000	$ 100,000	$ 120,000	$ 120,000	$ 540,000
21-07	Renewal	Reservoir Equipment Replacement	Replacement or repairs to components at reservoir sites.	$ 673,000	S	WU	$ -	$ 121,000	$ 134,000	$ 148,000	$ 160,000	$ 174,000	$ 737,000
21-09	Replacement	Valve Replacement	Unplanned replacement and repair of isolation and line valves, air valves, and pressure control valves.	$ 1,343,000	S	WU	$ -	$ 242,000	$ 267,000	$ 294,000	$ 320,000	$ 346,000	$ 1,469,000
													$ -
Sub-Total for Annual Provisional Items				**$ 30,637,000**			**$ -**	**$ 5,313,000**	**$ 6,276,000**	**$ 6,654,000**	**$ 7,055,000**	**$ 7,427,000**	**$ 32,725,000**

Service #: 2.680

Service Name: JDF Water Distribution

PROJECT DESCRIPTION				PROJECT BUDGET & SCHEDULE									
Project Number	Capital Expenditure Type	Capital Project Title	Capital Project Description	Total Project Budget	Asset Class	Funding Source	Carryforward from 2026	2027	2028	2029	2030	2031	5 - Year Total
DEVELOPMENT COST CHARGE (DCC)													
16-07	New	Update DCC Bylaw (Comprehensive Update in 2028)	Planned update of the DCC Bylaw.	$ 325,000	S	Res	$ 35,000.00	$ 65,000	$ 200,000	$ 30,000	$ 30,000		$ 325,000
21-01	New	Sooke Henlyn Supply & Distribution Mains	Construction of water mains based upon development predictions from the Helgesen Pump Station westwards.	$ 1,000,000	S	Res	$ 1,000,000	$ 1,000,000	$ -	$ -	$ -	$ -	$ 1,000,000
25-02	New	Throup Road Watermain Installation	Future budget to install new watermain along Throup Road when District of Sooke completes connector road.	$ 900,000	S	Res	$ 900,000	$ 900,000	$ -	$ -	$ -	$ -	$ 900,000
25-04	New	Center Mountain	CRD project administation fee as calculated in the 2024 DCC program update	$ 385,000	S	Res	$ 140,000.00	$ 140,000	$ 77,000	$ 77,000	$ -	$ -	$ 294,000
26-03	New	Mountain Heights Tank Options Analysis and Pre-Design	Pre-design effort for new Mountain Heights Tank(s), PS, and piping based on the 2025 DCC Program update. Includes analysis for options (sites, locations, required land acquisitions/SRWs, timing etc.) and establishment of next steps.	$ 150,000	S	Res	$ 120,000	$ 120,000	$ -	$ -	$ -	$ -	$ 120,000
Sub-Total for Development Cost Charges (DCC)				**$ 2,760,000**			**$ 2,195,000**	**$ 2,225,000**	**$ 277,000**	**$ 107,000**	**$ 30,000**	**$ -**	**$ 2,639,000**
			Grand Total	**$ 234,491,000**			**$ 15,335,000**	**$ 26,578,000**	**$ 21,703,000**	**$ 20,771,000**	**$ 20,195,000**	**$ 22,027,000**	**$ 111,274,000**

Service: **2.680** **JDF Water Distribution**

Project Number	25-01	**Capital Project Title**	Water Meter Strategic Plan	**Capital Project Description**	Review of the exisiting meter program and strategic planning including replacement vs repair cost benefit analysis, review of meter technologies, implementation phasing and short term and long term planning.
Project Rationale	Review of the exisiting meter program and strategic planning including replacement vs repair cost benefit analysis, review of meter technologies, implementation phasing and short term and long term planning.				

Project Number	27-01	**Capital Project Title**	Asset Management Plan Update	**Capital Project Description**	Ongoing updates to Asset Management Plan with more comprehensive updates at 5-year intervals
Project Rationale	Ongoing updates to Asset Management Plan with more comprehensive updates at 5-year intervals				

Project Number	18-03	**Capital Project Title**	JDF Site Decommissioning Program	**Capital Project Description**	Decommissioning of facilities that are no longer in use based on preliminary work from Annual Provisional
Project Rationale	Numerous pump station and PRV facilities have been made redundant or have been decommissioned within the JDF system. Sites have been identified as part of the annual provisional project and funds are required to decomission of the sites and then demolish them. In 2021 the Treanor pump station demolition was carried out. The Townsview PS and Tank are under review for further decommissioning. Peacock tank is also ready for decommissioning				

Project Number	18-06	**Capital Project Title**	Post Disaster Emergency Water Distribution	**Capital Project Description**	Determine and supply response equipment for disaster response.
Project Rationale	Proposed work includes developing a response plan to disasters to the Juan de Fuca water supply or distribution system. Funds are required to procure equipment and carry out works developed the in 2018 plan in conjunction with the Regional Water Supply disaster response Plan.				

Project Number	20-03	**Capital Project Title**	AC Pipe Replacement Program	**Capital Project Description**	Replacement of aging asbestos cement pipe year over year as outlined in the May 2023 staff report. Replacement is expected to be phased until ~2055 to replace all AC pipe in the distribution network.
Project Rationale	Asbestos Watermains within the JDF Water Distribution network are approaching end of life and becoming more prone to failure. Asset replacement prioritization is based on a number of factors, such as age, criticality, leak history, coordination with other municipal projects and synergies with development activities. As identified in the May 2023 Staff Report, this AC Replacement Program is anticipated to continue until all AC pipe in the distribution system has been replaced. Current target deadline for complete replacement is 2055.				

Service: **2.680** **JDF Water Distribution**

Project Number	21-02	**Capital Project Title**	Sooke Road W/M Replacement - VMP to Jacklin	**Capital Project Description**	Replacement of aged, large diameter water main and smaller diameter AC from Jacklin Rd to VMP. 1,100m of 600mm Pipe - VMP to Jacklin as well as the asbestos cement distribution main along the same alignment. Some works on Fulton Road will be included within this package.
Project Rationale	According to corrosion assessment, a 2.2 kilometre section of an existing steel pipe along Sooke Road and Allendale Road (between Wishart to Jacklin) was unprotected and in need of replacement. In 2014, the design of both phases of the water main was completed by a consultant and construction of the main from Wishart to VMP was completed by CRD resources. The remaining 1.1km of 600mm steel pipe from Jacklin to Veterans Memorial Parkway still requires replacement and upgrades will also include replacement of the Asbestos Cement Pipe along this alignment.				

Project Number	21-13	**Capital Project Title**	SCADA Master Plan Update & Upgrades	**Capital Project Description**	Update the SCADA Master Plan in conjunction with the RWS, Saanich Peninsula and Core Area infrastructure.
Project Rationale	The SCADA and radio system utilized by JDF Water System comprises of components ranging from 2-25 years in age. A planned replacement of assets, to be coordinated with the Regional Water Supply and Saanich Peninsula Water & Wastewater Systems is required to create a more resilient and cohesive communications system				

Project Number	22-02	**Capital Project Title**	Microwave Radio Upgrades	**Capital Project Description**	Installation of high-bandwidth microwave radio infrastructure to accommodate CRD infrastructure
Project Rationale	Installation of high-bandwidth microwave radio infrastructure to accommodate CRD infrastructure				

Project Number	24-02	**Capital Project Title**	Hwy 14 Watermain Relocation	**Capital Project Description**	Relocation of CRD watermain in MOTT right of way. Project work to be bundled within MOTT's project.
Project Rationale	Schedule of project delivery is dictated by Ministry of Transportation project delivery. Project location is in the District of Sooke, primarily in the area of Sooke Road and Idlemore Road.				

Project Number	25-06	**Capital Project Title**	Large Meters & Pressure Control Stations Replacement Program	**Capital Project Description**	Ongoing program to upgrade billing meters and pressure control stations, including chambers as required.
Project Rationale	This is an ongoing term program for the continued replacement of obsolete and worn out large (typically greater than 2” diameter) meters, adding new meters and upgrading meter vaults as well as for the ongoing replacement of Pressure Control Stations.				

Service: **2.680** **JDF Water Distribution**

Project Number	26-01	**Capital Project Title**	Pump Station Renewal Program	**Capital Project Description**	Ongoing pump station upgrade program to address upgrades aligned with 2025 Asset Management Plan and Condition Assessments. Will be updated in future years to align with AMP planning results.
Project Rationale	Ongoing renewal of existing pump stations is critical to ongoing operations and to minimize infrastructure deficit.				

Project Number	26-02	**Capital Project Title**	Storage Tank Renewal Program	**Capital Project Description**	Ongoing storage tank upgrade program to address upgrades aligned with 2025 Asset Management Plan and Condition Assessments. Will be updated in future years to align with AMP planning results.
Project Rationale	Ongoing renewal of existing water storage tanks is critical to ongoing operations and to minimize infrastructure deficit.				

Project Number	27-02	**Capital Project Title**	Delem Drive Bulk Water Station	**Capital Project Description**	New bulk meter station within Center Mountain Development
Project Rationale	Funding is included to investigate and develop the scope for a potential new bulk meter station within the Center Mountain Development area. Final project requirements and implementation approach will be determined through stakeholder review and planning activities.				

Project Number	27-03	**Capital Project Title**	Enterprise Data Historian Management System	**Capital Project Description**	A data historian is required to store large amounts of data that is required for compliance reporting to regulators, operational performance reports, cost allocation, and engineering analysis.
Project Rationale	A data historian is required to store large amounts of data that is required for compliance reporting to regulators, operational performance reports, cost allocation, and engineering analysis.				

Project Number	16-06	**Capital Project Title**	Vehicle & equipment replacement (funding from replacement fund)	**Capital Project Description**	Vehicle and equipment replacement.
Project Rationale	This is for the replacement of vehicles and equipment used by CRD Integrated Water Services for the day-to-day operation and maintenance of the Juan De Fuca distribution system. These replacements are funded from the Juan De Fuca Vehicle and Equipment Replacement Fund.				

Service: **2.680** **JDF Water Distribution**

Project Number	27-04	**Capital Project Title**	Enterprise Asset Management System	**Capital Project Description**	Development of EAM system in conjunction with other services, including software and process implementation, for services to maintain assets and report on asset performance.
Project Rationale	There are opportunities to increase the catchment and critical buffer areas of Sooke, Goldstream and the Leech WSA by purchase or land exchange with surrounding land owners. From time to time, the RWS System requires acquisition of lands for infrastructure purposes. Funds will be used when needed to undertake appraisals, legal surveys, and legal fees for work to develop agreements to purchase or exchange lands for the Regional Water Supply Area or System.				

Project Number	17-09	**Capital Project Title**	Emergency Main Replacement	**Capital Project Description**	Major main replacement under emergencies.
Project Rationale	This item is to fund the costs of responding to emergency major main breaks and conducting replacements.				

Project Number	17-13	**Capital Project Title**	Site Security Upgrades	**Capital Project Description**	Upgrading and replacement of security systems for sites as required.
Project Rationale	This is an annual allowance for upgrading and maintaining equipment, security and control systems at distribution facilities such as pump stations, PRV chambers and reservoirs. Items such as access hatches, fencing, etc., will be modified to provide a larger degree of security.				

Project Number	17-15	**Capital Project Title**	Distribution System Improvements	**Capital Project Description**	Unplanned distribution system improvements or decommissioning.
Project Rationale	Historically, opportunities to complete work arise during the year which were not specifically identified and budgeted. This item typically relates to coordinating work programs (i.e. JDF water main replacements and municipal paving programs) with the municipalities or development and taking advantage of opportunities during the year that were not specifically identified.				

Project Number	17-16	**Capital Project Title**	Hydraulic Model Yearly Update	**Capital Project Description**	Annual hydraulic model update and uni-directional flushing support.
Project Rationale	This item is required to input the pipes installed that year into the hydraulic computer model, followed by calibration and testing in order to keep the model up to date for design and planning purposes.				

Project Number	21-03	**Capital Project Title**	Hydrant & Flush Replacement, Upgrades and Additions	**Capital Project Description**	Upgrade, replacement or installation of flushes and fire hydrants, and fire flow testing.
Project Rationale	This is an annual provision for replacing old and outdated hydrants, flushes and associated works and access, as well as adding new hydrants to the system where requested by the municipalities or fire				

Service: **2.680** **JDF Water Distribution**

Project Number	21-04	**Capital Project Title**	Residential Service & Meter Replacement	**Capital Project Description**	Replacement of residential water meters as highlighted by the 2026 JDF Water Meter Strategic Plan.
Project Rationale	This is an annual provision for replacing failed residential services and meters, as well as proactively replacing services and meters in areas with historically large number of breaks.				

Project Number	21-05	**Capital Project Title**	Pump Station Equipment Replacements	**Capital Project Description**	Unplanned pump station repairs and equipment replacement
Project Rationale	This is an annual provision for unplanned pump station repairs and equipment replacement.				

Project Number	21-06	**Capital Project Title**	SCADA Equipment Replacement	**Capital Project Description**	Unplanned replacement of SCADA and electrical equipment.
Project Rationale	This is an annual provision for unplanned SCADA and electrical equipment replacement.				

Project Number	21-07	**Capital Project Title**	Reservoir Equipment Replacement	**Capital Project Description**	Replacement or repairs to components at reservoir sites.
Project Rationale	This is an annual provisional for unplanned replacement of equipment, such as safety devices and mechanical fittings, at reservoir sites.				

Project Number	21-09	**Capital Project Title**	Valve Replacement	**Capital Project Description**	Unplanned replacement and repair of isolation and line valves, air valves, and pressure control valves.
Project Rationale	This is an annual provisional for unplanned replacement of valves, including air valves and check valves.				

Project Number	16-07	**Capital Project Title**	Update DCC Bylaw (Comprehensive Update in 2028)	**Capital Project Description**	Planned update of the DCC Bylaw.
Project Rationale	This is a provisional item to cover questions that arise and referred to our consultants for advice. Every 5 years a comprehensive update is required and the previous DCC update.				

Project Number	21-01	**Capital Project Title**	Sooke Henlyn Supply & Distribution Mains	**Capital Project Description**	Construction of water mains based upon development predictions from the Helgesen Pump Station westwards.
Project Rationale	Construction of water mains based upon development predictions from the Helgesen Pump Station westwards.				

Service: **2.680** **JDF Water Distribution**

Project Number	25-02	**Capital Project Title**	Throup Road Watermain Installation	**Capital Project Description**	Future budget to install new watermain along Throup Road when District of Sooke completes connector road.
Project Rationale	Budget allocated for future collaboration works to align with Sooke's Throup Road connector project. Schedule to be driven by District of Sooke project.				

Project Number	25-04	**Capital Project Title**	Center Mountain	**Capital Project Description**	CRD project administation fee as calculated in the 2024 DCC program update
Project Rationale	CRD project management for construction of watermains, pump stations and reservoir being delivered by development community.				

Project Number	26-03	**Capital Project Title**	Mountain Heights Tank Options Analysis and Pre-Design	**Capital Project Description**	Pre-design effort for new Mountain Heights Tank(s), PS, and piping based on the 2025 DCC Program update. Includes analysis for options (sites, locations, required land acquisitions/SRWs, timing etc.) and establishment of next steps.
Project Rationale	Required to meet development requirements and supported by DCC's.				

CAPITAL REGIONAL DISTRICT

FIVE YEAR CAPITAL EXPENDITURE PLAN SUMMARY - 2027 to 2031

Service No. 2.680 Juan de Fuca Water Distribution & Regional Water Supply	Carry Forward 2026	2027	2028	2029	2030	2031	TOTAL
EXPENDITURE							
Buildings	$200,000	$500,000	$400,000	$200,000	$200,000	$200,000	$1,500,000
Equipment	$478,000	$908,000	$411,000	$409,000	$405,000	$405,000	$2,538,000
Land	$0	$0	$0	$0	$0	$0	$0
Engineered Structures	$0	$75,000	$75,000	$75,000	$75,000	$75,000	$375,000
Vehicles	$0	$0	$0	$0	$0	$0	$0
	$678,000	**$1,483,000**	**$886,000**	**$684,000**	**$680,000**	**$680,000**	**$4,413,000**
SOURCE OF FUNDS							
Capital Funds on Hand	$615,000	$1,420,000	$886,000	$684,000	$680,000	$680,000	$4,350,000
Debenture Debt (New Debt Only)	$0	$0	$0	$0	$0	$0	$0
Equipment Replacement Fund	$0	$0	$0	$0	$0	$0	$0
Grants (Federal, Provincial)	$0	$0	$0	$0	$0	$0	$0
Donations / Third Party Funding	$63,000	$63,000	$0	$0	$0	$0	$63,000
Reserve Fund	$0	$0	$0	$0	$0	$0	$0
	$678,000	**$1,483,000**	**$886,000**	**$684,000**	**$680,000**	**$680,000**	**$4,413,000**

Definitions for the 5-year Capital Plan

Asset Class	Asset class is used to classify assets for financial reporting in accordance with the Public Sector Accounting Board (PSAB) 3150. **L** - Land **S** - Engineering Structure **B** - Buildings **V** - Vehicles **E** - Equipment
Capital Expenditure Type	Capital expenditure type is used for reporting on asset investments and may be used to justify operational needs for a service. **Study** - Expenditure for feasibility and business case report. **New** - Expenditure for new asset only **Renewal** - Expenditure upgrades an existing asset and extends the service ability or enhances technology in delivering that service **Replacement** - Expenditure replaces an existing asset
Carryforward	Represents the carryforward amount from the prior year capital plan that is remaining to be spent. Forecast this spending over the next 5 years.
Funding Source	**Debt** - Debenture Debt (new debt only) **ERF** - Equipment Replacement Fund **Grant** - Grants (Federal, Provincial) **Cap** - Capital Funds on Hand **Other** - Donations / Third Party Funding **Res** - Reserve Fund **WU** - Water Utility If there is more than one funding source, additional rows are shown for the project.

CAPITAL REGIONAL DISTRICT

5 YEAR CAPITAL PLAN

2027 - 2031

Service #: 2.670/2.680

Service Name: Regional Water Supply & JDF Water Distribution Combo

PROJECT DESCRIPTION				PROJECT BUDGET & SCHEDULE									
Project Number	Capital Expenditure Type	Capital Project Title	Capital Project Description	Total Project Budget	Asset Class	Funding Source	Carryforward from 2026	2027	2028	2029	2030	2031	5 - Year Total
SYSTEM REPLACEMENT AND UPGRADES THAT BENEFIT REGIONAL WATER SUPPLY AND JUAN DE FUCA DISTRIBUTION													
16-01	Renewal	Upgrades to Buildings at 479 Island Highway	Maintenance and changes to buildings, office layouts, meeting rooms, yard improvements, lab improvements and technology upgrades.	$ 2,330,000	B	WU	$ 200,000	$ 500,000	$ 400,000	$ 200,000	$ 200,000	$ 200,000	$ 1,500,000
17-01	Renewal	Voice Radio Upgrade	Replacement of end of life voice radio system repeaters, office, vehicle and handheld radios.	$ 2,325,000	E	WU	$ 245,000	$ 245,000		$ -	$ -	$ -	$ 245,000
24-01	Replacement	IT Core Infrastructure Replacement	Replacement of Core IT infrastructure such as servers, network switches, UPS, etc for equipment end of life	$ 250,000	E	WU	$ 70,000.00	$ 95,000	$ 6,000	$ 4,000	$ -	$ -	$ 105,000
25-02	New	SCADA System Cybersecurity	Shared project budget to improve cyber security in the SCADA system.	$ 400,000	E	Other	$ 63,000.00	$ 63,000	$ -	$ -	$ -	$ -	$ 63,000
26-01	New	479 Island Highway Autogates	Supply and installation of autogates with intercom and FOB at 479 Island Highway Office.	$ 150,000	E	WU	$ 100,000	$ 100,000	$ -	$ -	$ -	$ -	$ 100,000
Sub-Total System Replacement and Upgrades That Benefit Regional Water Supply and Juan de Fuca Distribution				**$ 5,455,000**			**$ 678,000**	**$ 1,003,000**	**$ 406,000**	**$ 204,000**	**$ 200,000**	**$ 200,000**	**$ 2,013,000**
ANNUAL PROVISIONAL CAPITAL ITEMS													
17-03	Replacement	Office Equipment, Upgrades and Replacements	Upgrade and replacement of office equipment as required.	$ 450,000	E	WU	$ -	$ 90,000	$ 90,000	$ 90,000	$ 90,000	$ 90,000	$ 450,000
17-04	Replacement	Computer Upgrades	Annual upgrade and replacement program for computers, copiers, printers, network equipment as required.	$ 950,000	E	WU	$ -	$ 190,000	$ 190,000	$ 190,000	$ 190,000	$ 190,000	$ 950,000
17-06	Replacement	Small Equipment & Tool Replacement (Water Operations)	Replacement of tools and small equipment for Water Operations as required.	$ 500,000	E	WU	$ -	$ 100,000	$ 100,000	$ 100,000	$ 100,000	$ 100,000	$ 500,000
17-07	Replacement	Small Equipment & Tool Replacement (Corporate Fleet)	Replacement of tools and small equipment for Fleet as required.	$ 125,000	E	WU	$ -	$ 25,000	$ 25,000	$ 25,000	$ 25,000	$ 25,000	$ 125,000
24-02	Study	Capital Projects Delivery Optimization	Ongoing internal improvement of templates, tools and processes used in the delivery of capital projects.	$ 375,000	S	WU	$ -	$ 75,000	$ 75,000	$ 75,000	$ 75,000	$ 75,000	$ 375,000
Sub-Total for Annual Provisional Capital Items				**$ 2,400,000**			**$ -**	**$ 480,000**	**$ 480,000**	**$ 480,000**	**$ 480,000**	**$ 480,000**	**$ 2,400,000**
			Grand Total	**$ 7,855,000**			**$ 678,000**	**$ 1,483,000**	**$ 886,000**	**$ 684,000**	**$ 680,000**	**$ 680,000**	**$ 4,413,000**

Service: **2.670/2.680** **Regional Water Supply & JDF Water Distribution Combo**

Project Number	16-01	**Capital Project Title**	Upgrades to Buildings at 479 Island Highway	**Capital Project Description**	Maintenance and changes to buildings, office layouts, meeting rooms, yard improvements, lab improvements and technology upgrades.

Project Rationale The budget includes the following funds to upgrade and renew the buildings at 479 Island Highway, including:
- Improvements,Repairs, upgrades and changes to the buildings
- Painting of the buildings
- Repair and replacement of carpets, floors and walls
- Climate Action initiatives and feasibility studies
- Improvements to Meeting Rooms, including technology upgrades

Project Number	17-01	**Capital Project Title**	Voice Radio Upgrade	**Capital Project Description**	Replacement of end of life voice radio system repeaters, office, vehicle and handheld radios.

Project Rationale Service Life and projected replacement:
- The service life of the mobile and portable units was forecast as 10 years at minimum, 15 years at maximum in 2005.
- The present radio models used in the system have just been taken out of production by the manufacturer, there will be no new units available for purchase as of July 1, 2015.
- Support for repairs and maintenance of the present radio will continue for the next 3 years at least.
- There are no pressing issues with equipment maintenance or repairs, present repair rates suggest we can maintain the system for the next few years, and perhaps reach a 12-15 year lifespan on the present equipment.

Project Number	24-01	**Capital Project Title**	IT Core Infrastructure Replacement	**Capital Project Description**	Replacement of Core IT infrastructure such as servers, network switches, UPS, etc for equipment end of life

Project Rationale Ongoing end of life replacement program for IT Core Infrastructure, including servers, network switches, UPS', and other equipment.

Project Number	25-02	**Capital Project Title**	SCADA System Cybersecurity	**Capital Project Description**	Shared project budget to improve cyber security in the SCADA system.

Project Rationale Project budget to improve cyber security in the SCADA System. CRD IT Department to lead and provide implementation support.

Project Number	26-01	**Capital Project Title**	479 Island Highway Autogates	**Capital Project Description**	Supply and installation of autogates with intercom and FOB at 479 Island Highway Office.

Project Rationale Funds will be used to improve site security and access control at the 479 Island Highway office through the installation of automated gates, intercom systems, and FOB-controlled entry.

Service: **2.670/2.680** **Regional Water Supply & JDF Water Distribution Combo**

Project Number	17-03	**Capital Project Title**	Office Equipment, Upgrades and Replacements	**Capital Project Description**	Upgrade and replacement of office equipment as required.
Project Rationale	Funds will be used for the replacement and upgrading of office equipment and furniture, as required.				

Project Number	17-04	**Capital Project Title**	Computer Upgrades	**Capital Project Description**	Annual upgrade and replacement program for computers, copiers, printers, network equipment as required.
Project Rationale	This is an annual upgrading and replacement program of computers, photocopiers, network, monitoring and associated equipment, as required. This item has been increased from $160,000 to $170,000 annually to reflect actual costs. Capital Budget Network Switch Maintenance $10,000 Additional Wireless Access Points and Maintenance $15,000 Photocopier Replacement $20,000 Additional Data Storage $15,000 Replacement Computers $75,000 Equipment Maintenance (contingency) $23,000 Replace Access Control System - Gates/ Video Cameras $12,000 Total Capital $170,000				

Project Number	17-06	**Capital Project Title**	Small Equipment & Tool Replacement (Water Operations)	**Capital Project Description**	Replacement of tools and small equipment for Water Operations as required.
Project Rationale	Funds will be used for replacement of a variety of Operations and Welding equipment such as cutting saws, portable generators, gas detectors, Hilti drills,plasma cutter, wire welder, etc.				

Project Number	17-07	**Capital Project Title**	Small Equipment & Tool Replacement (Corporate Fleet)	**Capital Project Description**	Replacement of tools and small equipment for Fleet as required.
Project Rationale	Funds will be used for replacement of a variety of Fleet small equipment and tools as required. This includes provision to replace the Vehicle OBD reader for reading engine codes and the shop air compressor.				

Project Number	24-02	**Capital Project Title**	Capital Projects Delivery Optimization	**Capital Project Description**	Ongoing internal improvement of templates, tools and processes used in the delivery of capital projects.
Project Rationale	Ongoing program for small scale optimization of project delivery methods and tools.				

2.680 Juan de Fuca Water Distribution
Summary Schedule
2027 - 2031 Financial Plan

Asset Profile

Juan de Fuca Water Distribution

Juan de Fuca assets include lands, office buildings, pump stations, pipe lines, meters, equipment, vehicles and other infrastructure.

Reserve/Fund Summary

	Estimated	Budget				
	2026	2027	2028	2029	2030	2031
DCC Reserve Account	24,604,956	24,402,206	26,127,976	28,022,046	29,992,346	31,992,346
Equipment Replacement Fund	1,751,486	1,590,217	1,702,237	2,249,247	2,806,447	3,374,047
Total	**26,356,442**	**25,992,423**	**27,830,213**	**30,271,293**	**32,798,793**	**35,366,393**

2.680 Juan de Fuca Water Distribution
Development Cost Charges
2027 - 2031 Financial Plan

Development Cost Charges Reserve Schedule

Reserve Fund: Development Cost Charges for Juan de Fuca Water Distribution (Bylaw # 2758)

Fund: 1055 Fund Center: 101532	**Estimated**	**Budget**				
	2026	**2027**	**2028**	**2029**	**2030**	**2031**
Beginning Balance	22,021,862	24,604,956	24,402,206	26,127,976	28,022,046	29,992,346
Transfer from Operating Budget	200	22,250	2,770	1,070	300	-
Transfer to Cap Fund to fund DCC projects	-	(2,225,000)	(277,000)	(107,000)	(30,000)	-
DCC's received From Member Municipalities	1,900,000	2,000,000	2,000,000	2,000,000	2,000,000	2,000,000
Interest Income*	682,894					
Ending Balance $	**24,604,956**	**24,402,206**	**26,127,976**	**28,022,046**	**29,992,346**	**31,992,346**

General Comments:
Development Cost Charges Reserve Funds for Juan de Fuca Water Distribution was adopted in year 2000 for the purpose of providing funds for the capital costs of water facilities in the service areas.

These Reserve funds are received from Member Municipalities as Development Cost Charges (DCC's) to provide for the capital costs attributable to water sytem capacity improvements projects specified in the DCC capital expenditure program. Municipalities collect these DCC charges through building permits that are issued to developers for subdivision development.

Future years DCC's received from member municipalities are difficult to predict, due to unknown development activity in the Municipalities, influenced by market conditions. Estimates based on recent annual collections of DCCs, and the cyclical nature of property development.

2.680 Juan de Fuca Water Distribution
Equipment Replacement Reserve
2027 - 2031 Financial Plan

Equipment Replacement Reserve Schedule

Reserve Fund: Juan de Fuca Distribution Equipment Replacement Reserve (covered by CRD-ERF Bylaw)

Fund: 1022 Fund Center: 101630	**Estimated**	**Budget**				
	2026	**2027**	**2028**	**2029**	**2030**	**2031**
Beginning Balance	1,348,672	1,751,486	1,590,217	1,702,237	2,249,247	2,806,447
Equipment purchases (Based on Capital Plan)	(424,000)	(1,060,000)	(750,000)	(250,000)	(250,000)	(250,000)
Transfer from Operating Budget	740,104	739,731	749,520	759,510	769,700	780,100
Proceeds on disposals	63,600	159,000	112,500	37,500	37,500	37,500
Interest Income*	23,111					
Ending Balance $	**1,751,486**	**1,590,217**	**1,702,237**	**2,249,247**	**2,806,447**	**3,374,047**

General Comments:
Reserve Fund is used for the purpose of replacing fleet vehicles including heavy equipment and associated mobile components, as outlined in the capital plan. Proceeds from disposals are estimated at 15% of replacement equipment purchases. Note not all vehicles are sold within the year in which they are replaced.

JUAN DE FUCA WATER SERVICE (JDF)

2026-2031 BUDGET DASHBOARD

AT A GLANCE

2026 FORECAST YEAR-END RESULT	2027 WATER REVENUE		2027 FORECAST CONSUMPTION		2027 WATER RATE
$1.2M	$33.0M	÷	10.5M m³	=	$3.1464/m³
Surplus	+1.8M (5.6%)		+0.2M m³ (1.9%)		+$0.1096/m³ (3.61%)
2026 Forecast	*vs. 2026 Budget*		*vs. 2026 Forecast*		*vs. 2026*

2026 — EST. YEAR-END RESULTS

EXPENSE - (% of Budget) | **REVENUE - (% of Budget)** | **SURPLUS - ($'000)**

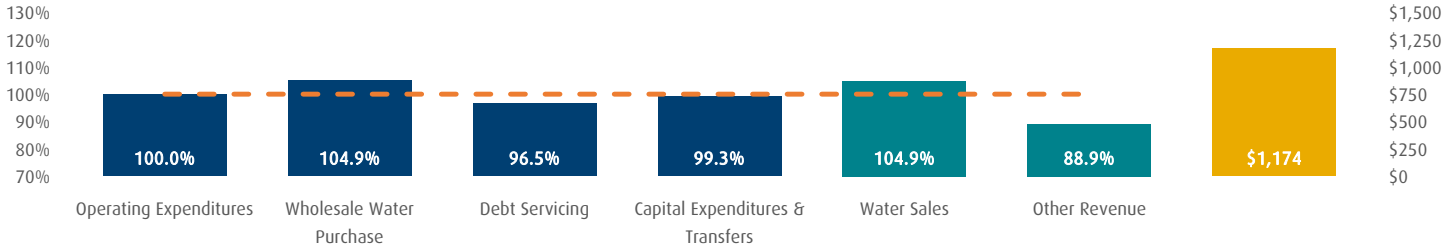

EXPENSE	BUDGET	EST. ACTUALS	VARIANCE, $	VARIANCE, %	DRIVER OF VARIANCE
Operating Expenditures	$ 9,645,096	$ 9,645,096	$ 0	0.0%	No material variance forecasted
Wholesale Water Purchase	$ 9,593,008	$ 10,058,688	$ 465,680	4.9%	Increased water purchase due to higher demand
Debt Servicing	$ 2,798,219	$ 2,700,498	($ 97,721)	-3.5%	Rephasing of new debt to support capital activity
Capital Expenditures & Transfers	$ 9,603,631	$ 9,540,104	($ 63,527)	-0.7%	Lower transfer to debt reserve fund
REVENUE					
Water Sales	$ 31,278,837	$ 32,797,227	$ 1,518,390	4.9%	Increased water sales due to higher demand
Other Revenue	$ 361,117	$ 321,090	($ 40,026)	-11.1%	Service fee revenue and debt reserve fund
YEAR-END SURPLUS					
Transfer to Water Capital Fund			$ 1,173,932		Surplus transferred to water capital fund

2022 - 2031 — WATER RATE

HISTORICAL & PROJECTED ($/m³)

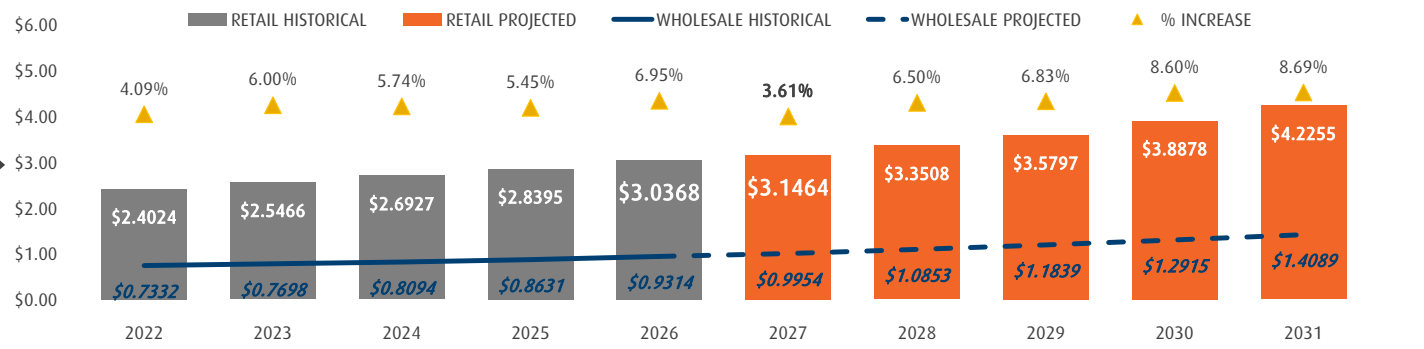

*Projected rates from 2027-2031 reflect increased capital investment to replace aging infrastructure and improve system resilience.

2027 — BUDGET BREAKDOWN

EXPENSE by CATEGORY (% of Total)

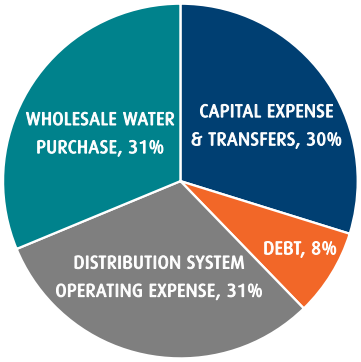

2022 - 2031 — WATER CONSUMPTION

ACTUAL & PROJECTED ('000 m³)

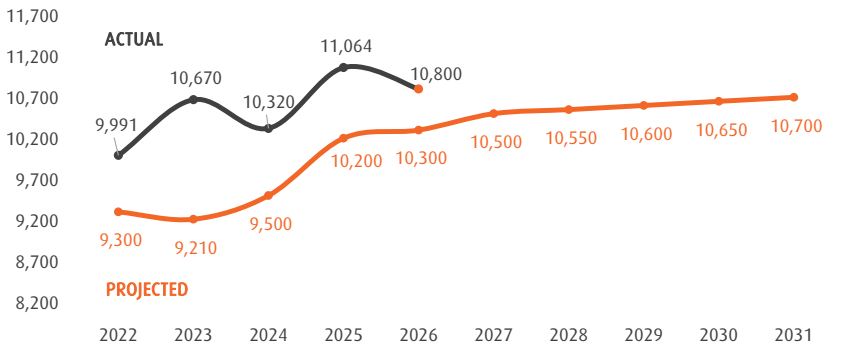

JUAN DE FUCA WATER SERVICE (JDF)

2026-2031 BUDGET DASHBOARD *Cont.*

2026 VS. 2027 — OPERATING EXPENSES

OPERATING EXPENSES - ($'000)

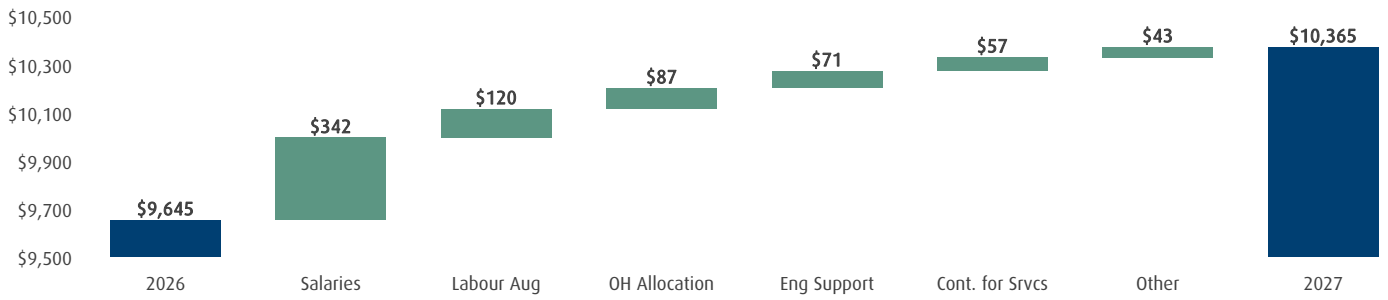

BUDGET CATEGORY	AMOUNT	BUDGET DRIVERS
2026 OPERATING BUDGET	**$ 9,645,096**	
Salaries	$ 342,460	Inflationary increase to existing salaries inclusive of estimated collective agreement changes
Labour Augmentation	$ 119,985	+1.0 FTE for ops support: 2026 IBC:2b-2.5 Utility Operator Program
OH Allocation	$ 86,565	Overhead allocation based on % of total budget
Engineering Support	$ 70,850	Inflationary increase for engineering operations support
Contract for Services	$ 57,441	Increased contract support for maintenance operations
Other	$ 42,659	Postage, freight, training, travel, etc.
2027 OPERATING BUDGET	**$ 10,365,056**	

2027 - 2031 — CAPITAL PLAN

CAPITAL PLAN by CATEGORY - ($M)

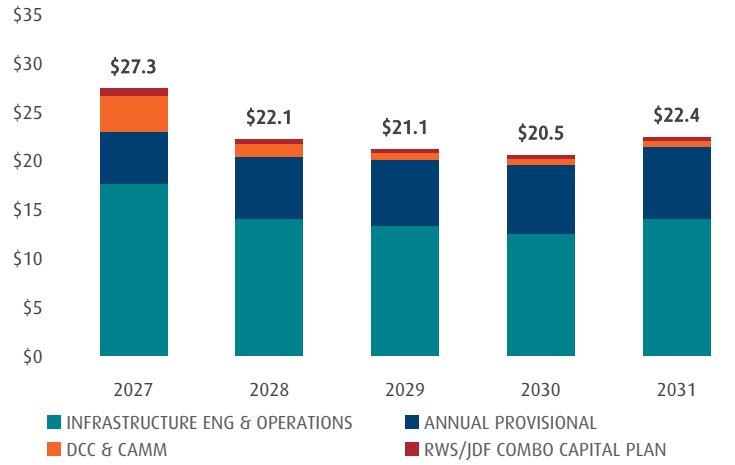

NOTABLE CAPITAL INITIATIVES in 2027

ANNUAL PROVISIONAL

21-04 Residential Service & Meter Replacement	$ 3,600,000

INFRASTRUCTURE ENGINEERING & OPS

21-02 Sooke Rd W/M Replacement - VMP to Jacklin	$ 7,050,000
20-03 AC Pipe Replacement Program	$ 3,800,000
21-13 SCADA Master Plan Update & Cybersecurity Upgrades	$ 2,250,000
25-06 Large Mtrs & Pressure Control Stns Replacement	$ 1,800,000
26-01 Pump Station Renewal Program	$ 900,000

2024 - 2031 — DEBT & CAPITAL

DEBT & WATER CAPITAL FUND BALANCE - ($M)

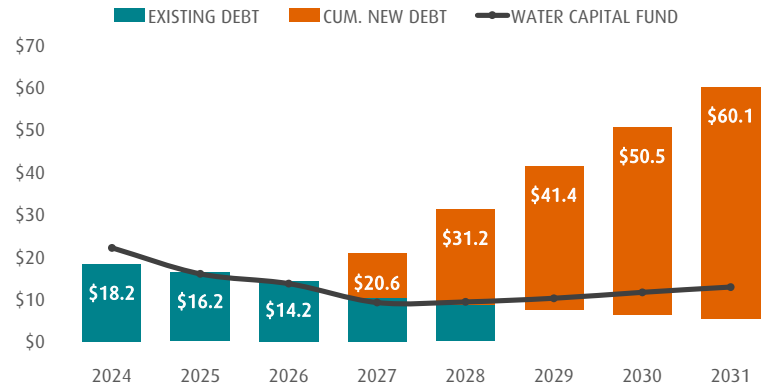

BORROWING AUTHORITY

LA BYLAW 4379

AUTHORIZED	$ 14,800,000
BORROWED	$ 7,500,000
CREDIT REMAINING	$ 7,300,000

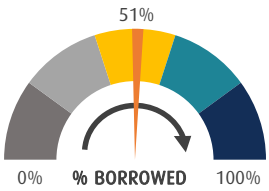

TEMP LA BYLAW 4780

Temporary Borrowing Bylaw No. 4780 was approved by the CRD board on July 8, 2026, to enable short-term borrowing under Bylaw No. 4379 to finance capital expenditures.

Making a difference...together

REPORT TO JUAN DE FUCA WATER DISTRIBUTION COMMISSION
MEETING OF MAY 5, 2026

SUBJECT **2027 Service Delivery – Staffing Requirements**

ISSUE SUMMARY

To outline the 2027 staffing requirements needed to maintain current service levels as the Juan de Fuca system expands and aging infrastructure increases operational demands.

BACKGROUND

At the April 8, 2026, Capital Regional District (CRD) Board meeting, the Chief Administrative Officer (CAO) informed the Board that staff had been directed to limit requests for staffing resources and other budget requests to initiatives that have been: A.) explicitly directed to advance by the CRD Board to support Board priorities, new service establishment or major project delivery, or B.) critical programs where deferral would result in significant service disruptions or negative impacts (for example, legal, safety or risk impacts). This was to maintain a proactive focus on fiscal discipline and to pave the way for a period of transition in late 2026 when a new Board will set its priorities for the next term. It was also noted that programs and associated resources that have been prioritized and recommended by a Commission or Standing Committee could also be incorporated in the 2027 financial planning process for the Board's consideration.

As part of the annual service planning process, the CRD Board receives information in the fall about proposed new initiatives that have resources and staffing implications for the subsequent year and approves the updated Five-Year Financial Plan.

To support this process, Infrastructure & Water Services (IWS) staff have reviewed the potential impacts of system growth and aging infrastructure on service delivery, and have identified the staffing needs required to mitigate service level risks in 2027. The following sections outline proposed initiatives that have impacts on the Juan de Fuca (JDF) Water Distribution budget. This includes one new position, 1.0 Full-Time Equivalent (FTE), which was forecasted in 2025, for the JDF/Regional Water Service (RWS) Utility Operator Program. Staff are also forecasting one additional position in 2028. Summaries of each initiative are included below and in Table 1.

Table 1. Overview of Proposed Staffing Changes

2027 (1 FTE)	*Utility Operator (Water Operations Division):* Aging metering infrastructure is causing increased emergency repairs, customer complaints, and revenue loss. This position will focus on increasing our proactive meter replacements.
2028 (1 FTE)	*Reliability Engineers (Corporate Asset and Maintenance Management Division):* Required to establish a dedicated reliability function to optimize asset performance and mitigate asset risks, ensuring dependable service delivery and strategic maintenance and capital replacement planning. This function collaborates with operations and engineering teams to integrate reliability insights into decision-making for capital projects.

2b-2.5 Utility Operator Program (JDF/RWS)

Currently, there are 27,100 water meters in the JDF system. Over the next seven to nine years, approximately 19,000 meters are projected to reach the end of their expected service life. Many meters are already beyond their service life and at risk of failure at any time. This raises the risk of customer complaints, unmeasured consumption, inaccurate billing and potential revenue loss.

To address this, IWS has initiated a multi-year phased program, combining operating and capital investments, to gradually increase the annual meter replacement rate from the current rate of 1,000 unit/year to 2,500 units/year, implemented over a two-year period starting 2026. This supports the goal of returning to a proactive 25-year replacement cycle by 2036 and aligns with the recommendations outlined in the JDF Water Distribution Asset Management Plan, which recommends increased meter replacement rates (Appendix A).

Prior to 2026, staff budgeted $1.8 million annually for the meter replacement program and staff targeted a replacement rate of approximately 1,000 units/year. In 2026, the meter replacement program budget was increased by $1.2 million to $3 million, and a new Utility Operator (Water Operations) role was created to increase the replacement rate to approximately 1,750 units/year. Since the beginning of this year, staff have been actively progressing the meter replacement program and are on track to achieve the approved replacement targets for the year.

In 2027, staff are proposing to further increase the rate of replacement to the targeted 2,500 units/year. This will be achieved by adding another $1.2 million in capital funding, for a total 2027 capital budget of $4.2 million, and by creating a second regular ongoing Utility Operator (Water Operations) position.

This phased addition of Utility Operators will increase operational capacity, improve response readiness and support system growth.

Deferring the Utility Operator position would risk unsustainable operations and staffing levels. Current staff would struggle to meet growing demands, increasing the likelihood of unplanned, reactive work, reducing efficiency, and delaying planned tasks. This heightens the risk of meter failures, deferred maintenance, unmeasured consumption and lost revenue.

Initiatives Planned for Future Years (2028)

In addition to the initiatives listed above that have staffing implications in 2027, the following initiative is proposed for 2028. Although future-year initiatives are normally incorporated into budgets, capacity constraints arising from the upcoming election preclude its inclusion this year, so it is presented for information purposes only.

2b-2.9 Reliability Engineers/Performance Optimization

This initiative will aim to enhance asset performance and system reliability by creating a dedicated function in the Corporate Asset & Maintenance Management Division focused on optimizing asset performance and overall system reliability.

It will support key actions in the Corporate Asset Management Strategy, including condition and criticality assessments and structured data capture programs. The initiative will also directly support actions in the RWS Strategic Plan under Commitment 3 and Priority 1 "to make evidence-based and community-responsive infrastructure decisions to ensure reliable system performance and sustainability". The new positions will also help lead and address some of the recommended actions for Asset Management Maturity Improvement (Table ES-5) outlined in the JDF Water Distribution Asset Management Plan.

To advance this initiative, staff will propose to create a new regular ongoing Reliability Engineer positions dedicated to the JDFWD service in 2028. The roles will be foundational to establishing a reliability function that uses data to drive maintenance and capital decisions, leading to efficiency and optimization within the service. In addition, the roles will work to decrease reactive maintenance demands and shift to more proactive maintenance and sustainable budgets.

This position will be re-considered through the annual service planning process next year.

NEXT STEPS

Financial Implications

The proposed staffing addition for 2027 reflects an estimated incremental cost increase of $230,000 in the 2027 operating budget. These costs represent only new FTEs planned for hire in 2027.

A high-level estimate of projected salary and associated costs, such as benefits, training, and equipment is provided in Table 2.

Table 2: Estimated Staffing Costs

Cost Distribution by IBC	2027
2026 IBC: 2b-2.5 Utility Operator Program (JDF/RWS)	
Total Operating Budget Increase	**$ 230,000**

These costs will be integrated into the operating budget. Funding will be sourced through water sales revenue.

If the Utility Operator position is to be advanced in 2027, there would also need to be an additional $1.2M added to Capital Project 21-04, which is the annual provisional allowance for the replacement of residential services and meters. In 2026 the budget for this program was $3.0M, this would be increased to $4.2M. By investing in these positions, the organization is taking proactive steps to protect revenue, ensure accurate billing, and maintain the long-term reliability of the JDF metering system.

CONCLUSION

As the Juan de Fuca water distribution system expands and its infrastructure continues to age, sustaining existing service levels will depend on continued investment in operational resources. The proposed Utility Operator position for 2027 is essential to mitigating near-term operational risks, improving system reliability, and safeguarding revenue. This role will enhance the Capital Regional District's capacity to manage growing workloads, shift away from reactive maintenance, and strengthen compliance with regulatory and safety requirements.

RECOMMENDATION

There is no recommendation. This report is for information only.

Submitted by:	Alicia Fraser, P. Eng., General Manager, Infrastructure and Water Services
Concurrence:	Nelson Chan, MBA, FCPA, FCMA, Chief Financial Officer & General Manager, Finance & Technology
Concurrence:	Ted Robbins, B. Sc., C. Tech., Chief Administrative Officer

ATTACHMENT(S)

Appendix A: JDFWDS Asset Management Plan – Executive Summary

Juan de Fuca Water Distribution Service 2027 Budget Review

Juan de Fuca Water Distribution Commission
September 15, 2026

Budget Process Overview

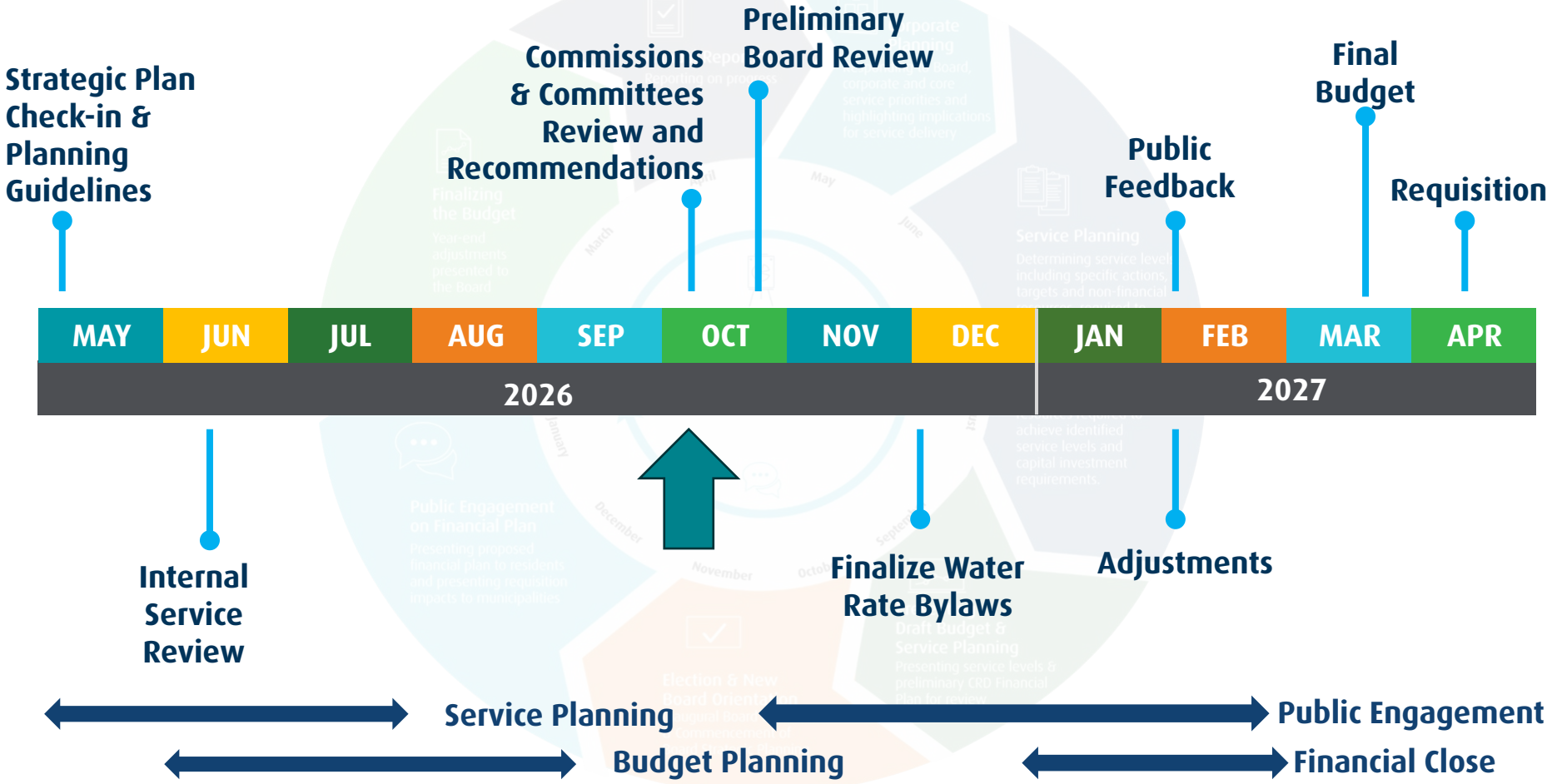

2027 Budget Considerations

- 2026 Budget – year end budget projections
- Community Needs Summary
- Existing Asset Condition, Infrastructure Growth and Resiliency Needs
- Operating budget adjustments
- Capital funding & debt servicing
- Water demand projection and trends
- RWS Wholesale Water Rate
- Motion Arising from the May 5, 2026, Juan de Fuca Water Distribution Commission Meeting:

  The Juan de Fuca Water Distribution Commission recommends to the Capital Regional District Board:

  That staff be directed to include the proposed Utility Operator and Reliability Engineer positions in the Juan de Fuca Water Distribution service budget for 2027 and 2028, respectively.

Asset Management Plan:

Background

Overview:

An updated Asset Management Plan (AMP) was completed in 2025 and presented to the Commission May 2026. The AMP is essential to managing that investment sustainably and has been a critical input in informing the 2027 budget.

Highlights:

- JDFWDS has a assets replacement value of approximately $2 billion
- Renewal needs identified and prioritized by asset condition, risk, criticality and lifecycle
- Infrastructure is generally performing well, but proactive investment is needed to avoid falling behind on renewal
- Pump stations, storage tanks and pressure control stations require future investment
- Watermain and meter renewal continue through established programs

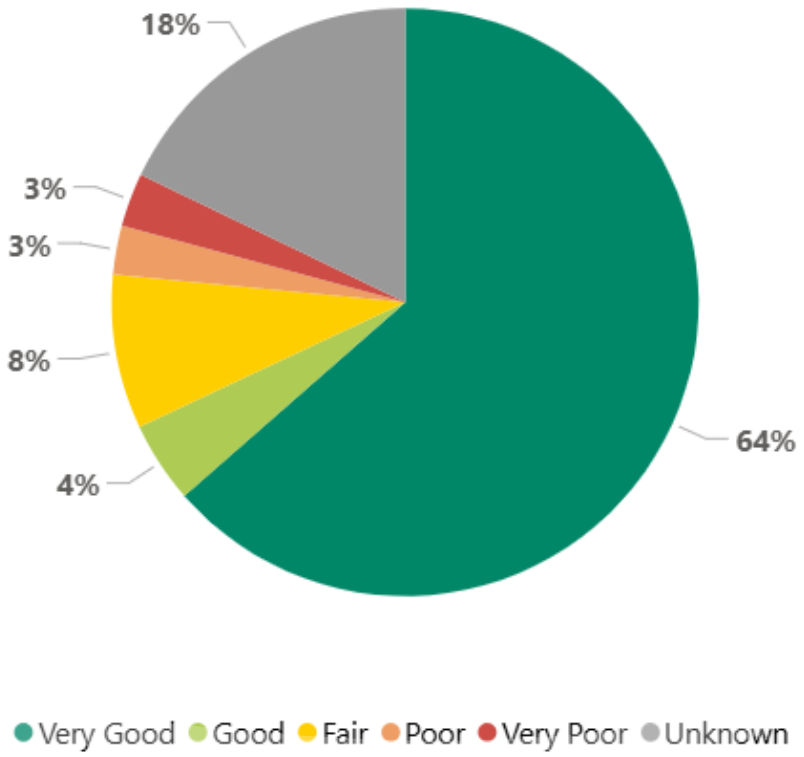

JDFWDS Overall Condition Summary (AMP, May 5, 2026)

Current System Overview

27,100 Service Connections

551 kilometers of Distribution Main

25 Operational Staff

2026 Year End Projections

Revenue	Budget | $31.6M	Actual* | $33.1M	+ $1.2M | 3.7%
Expenditures	Budget | $31.6M	Actual* | $31.9M	

Transfer to Water Capital Fund

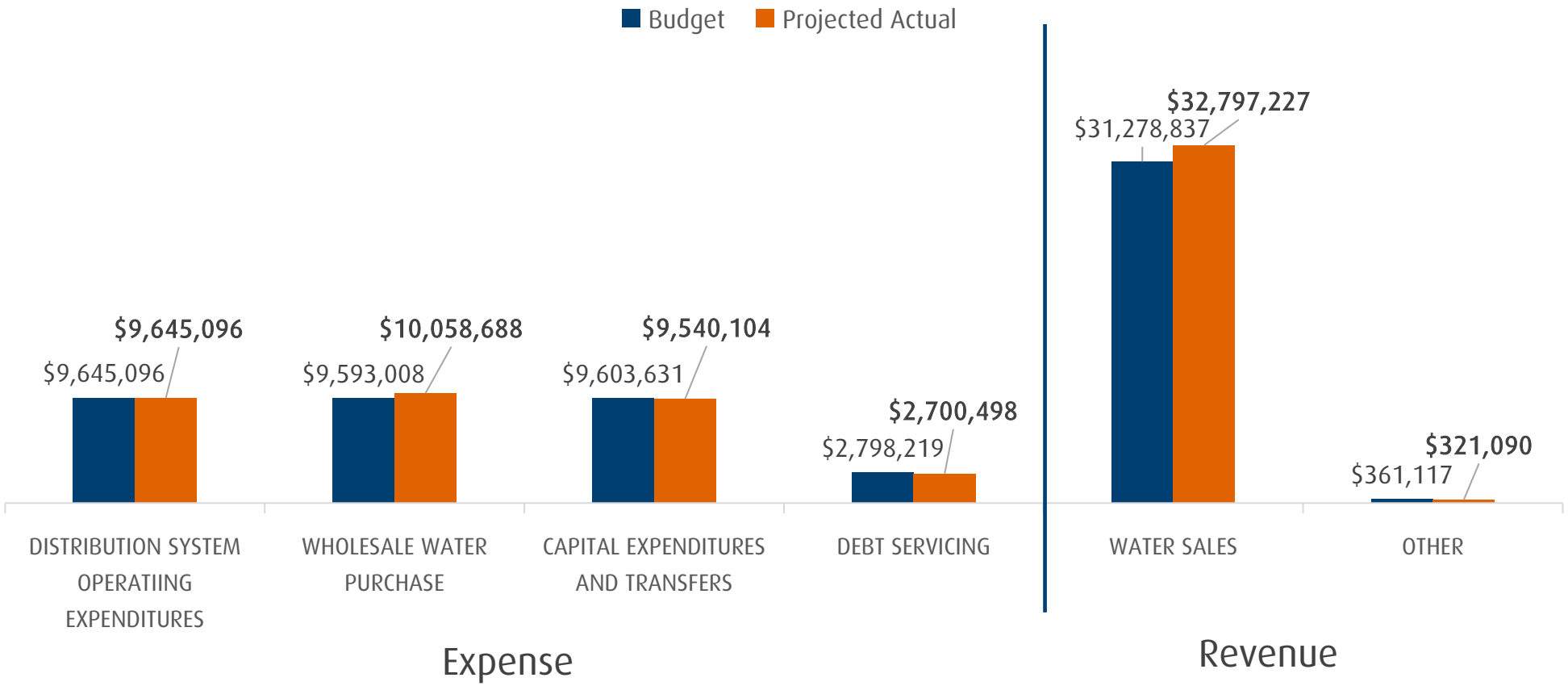

* Projected Actuals estimated in April/May 2026.

2027 Budget Overview:

Breakdown of Expenditures

Total 2027 Budget: $33,441,821 (6.6% Increase)

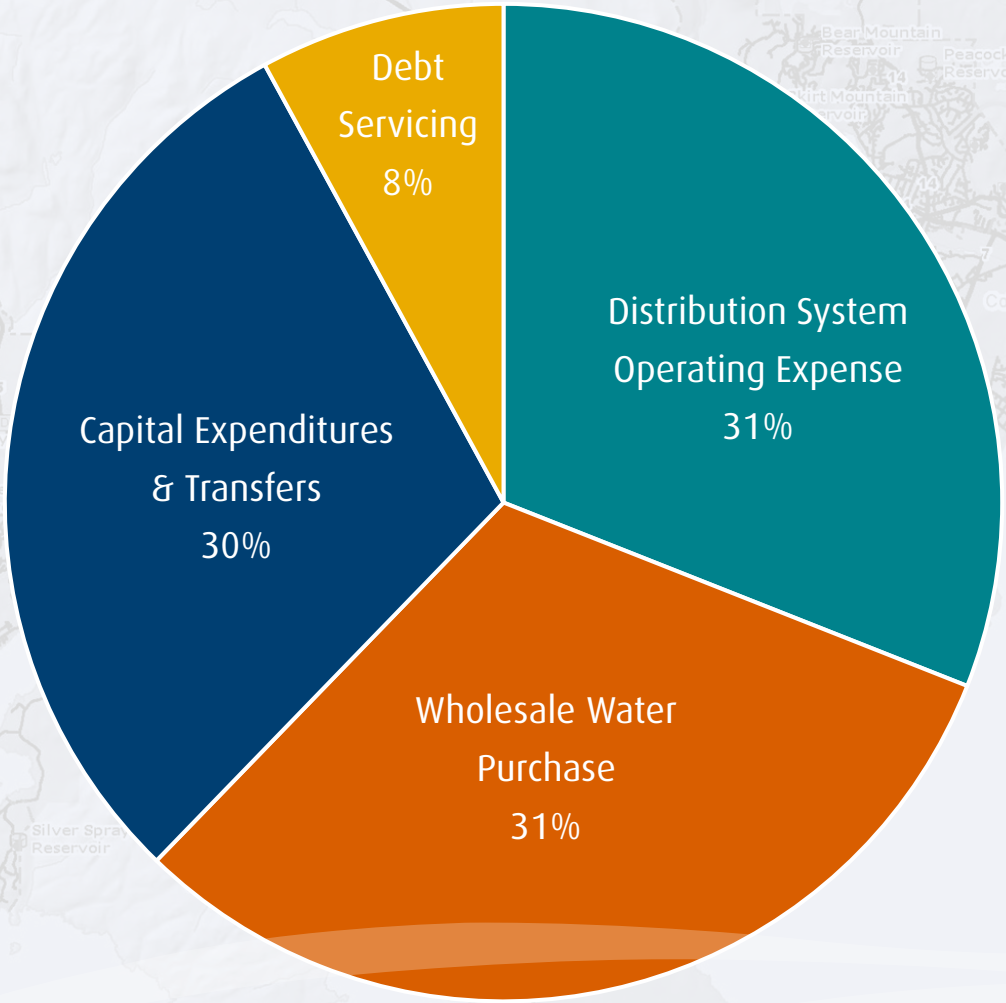

Overview:

Core Operations: $10,365,056 (+7.46%)

Highlights:

- +1.0 FTEs to meet operating requirements
- Inflationary pressures on existing operations

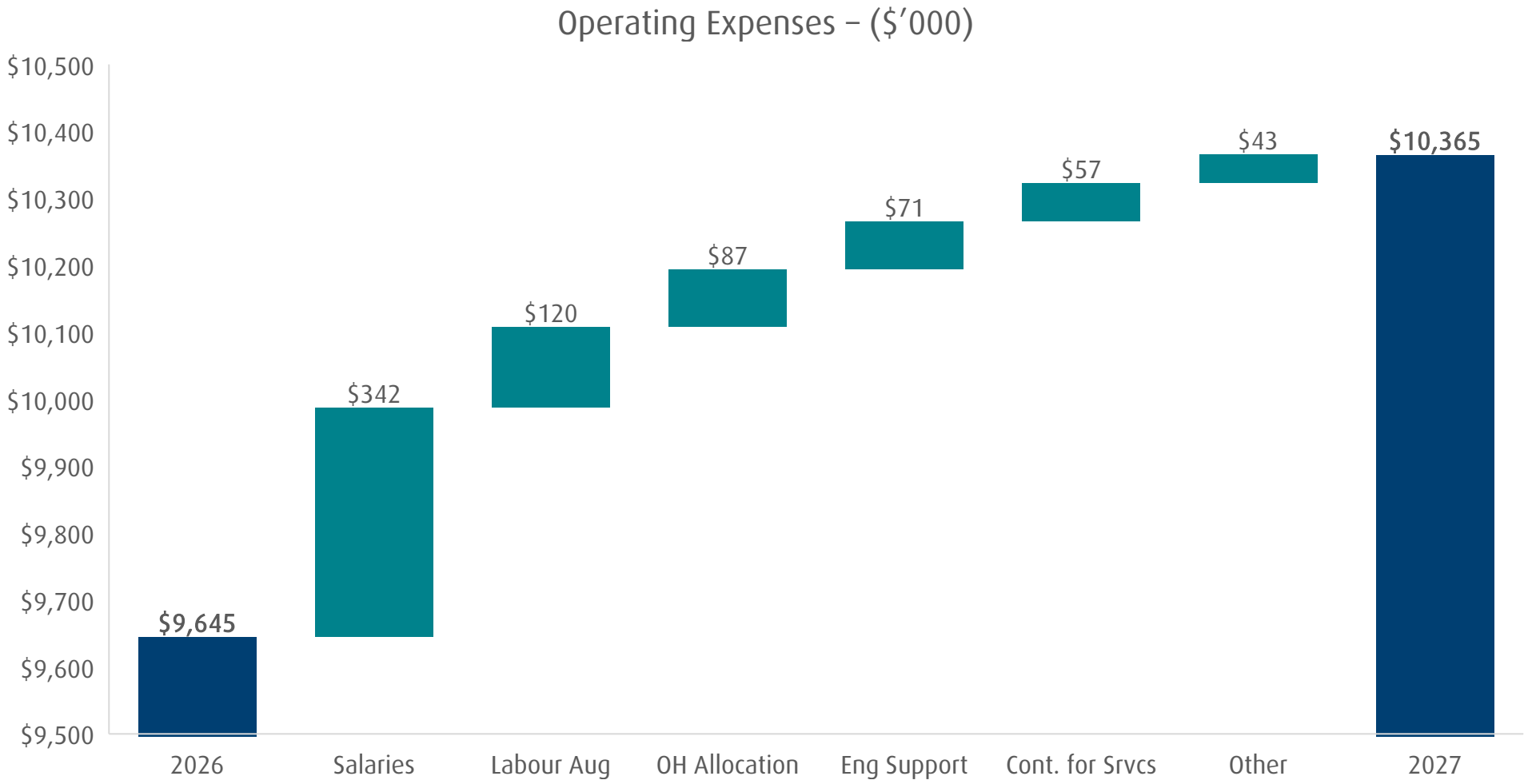

2027 Budget Overview:

Initiatives

Overview:

- The budget includes one proposed initiatives 2027 that includes a single added full-time equivalent position to support the Juan de Fuca Water Distribution..*

Program Area	Business Driver - Rational	Staff impacts (2027)	Funding source
Utility Operator Program	Utility Operator (Water Operations Division): Aging metering infrastructure is causing increased emergency repairs, customer complaints, and revenue loss. This position will focus on increasing our proactive meter replacements. There is also an associated $1.2 million increase in capital funding for meter replacements ($600k in 2027 given the mid year start)	1 New ongoing (Starting Q3, 2027)	Operations and Capital

*Further details presented in May 5, 2026, staff report.

2027 Budget Overview:

Wholesale Water Purchase

Overview:

2027 Projected Water Demand:
10,500,000 m^3
(+200,000 m^3 vs 2026)

2027 Wholesale Rate:
$0.9954 (+6.88%)

2026 Wholesale Rate:
$0.9314

Wholesale Water Expenditure:
$10,452,194 (8.96%)

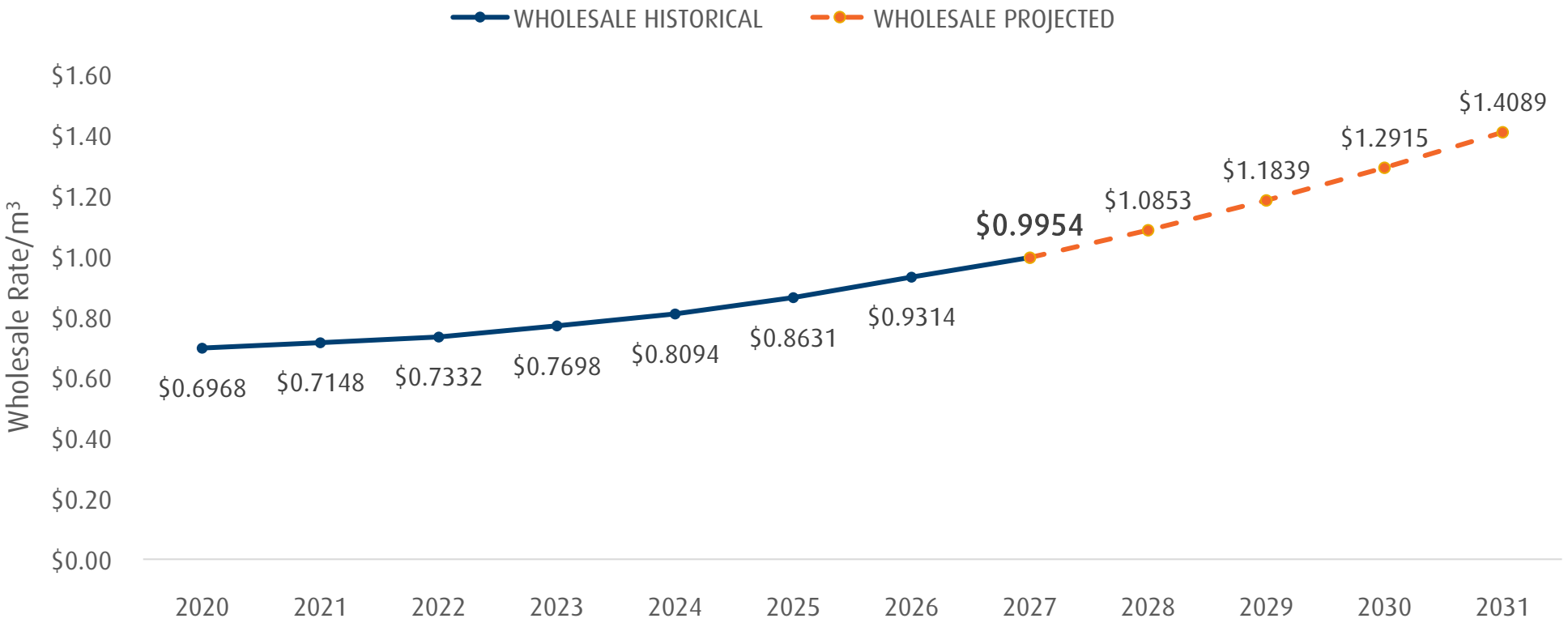

2027 Budget Overview:

Capital Budget

2027 Capital Plans	2027 JDF (millions)	50% of JDF/RWS Combo (millions)	Total (millions)
Projects in Progress	$15.3	$0.7	$16.0
2027 JDF Capital Budget	$26.6	$1.5	$28.1
5-Year JDF Capital Budget	$111.3	$4.4	$115.7

Key Projects:

- 26-01 Pump Station Renewal Program
- 26-02 Storage Tank Renewal Program
- 20-03 AC Pipe Replacement Program
- 21-02 Sooke Rd W/M Replacement - VMP to Jacklin
- 21-04 Residential Service & Meter Replacement
- 21-13 SCADA Master Plan Update & Cybersecurity Upgrades

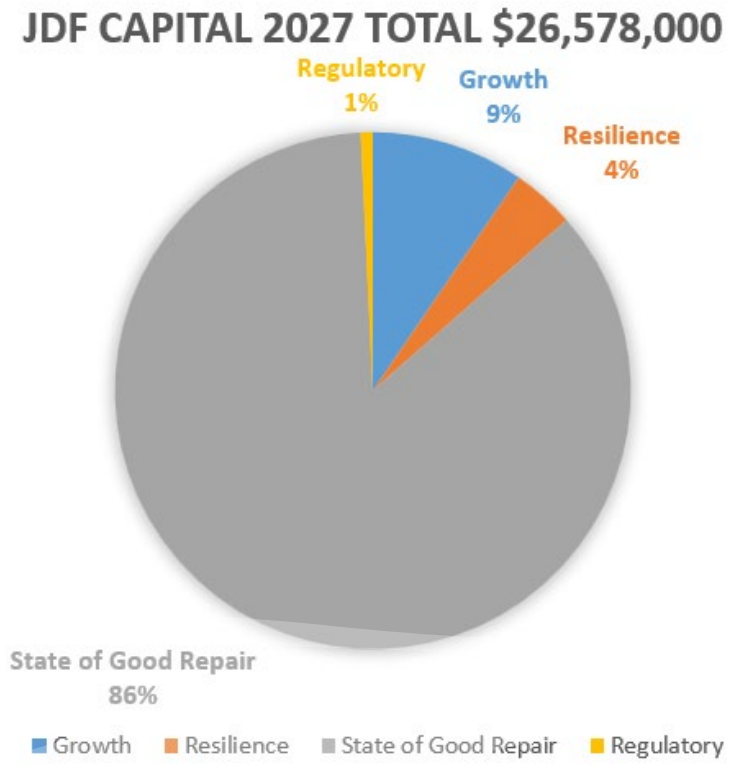

2027 Budget Overview:

Capital Transfers, Outstanding Debt, & Debt Servicing

2027 Transfer	2027 Budget	Budget change (over 2026)
Water Capital Fund	$9,122,250	$322,250
Debt Reserve Fund	$104,400	$40,873
Equipment Replacement Fund	$739,731	($373)

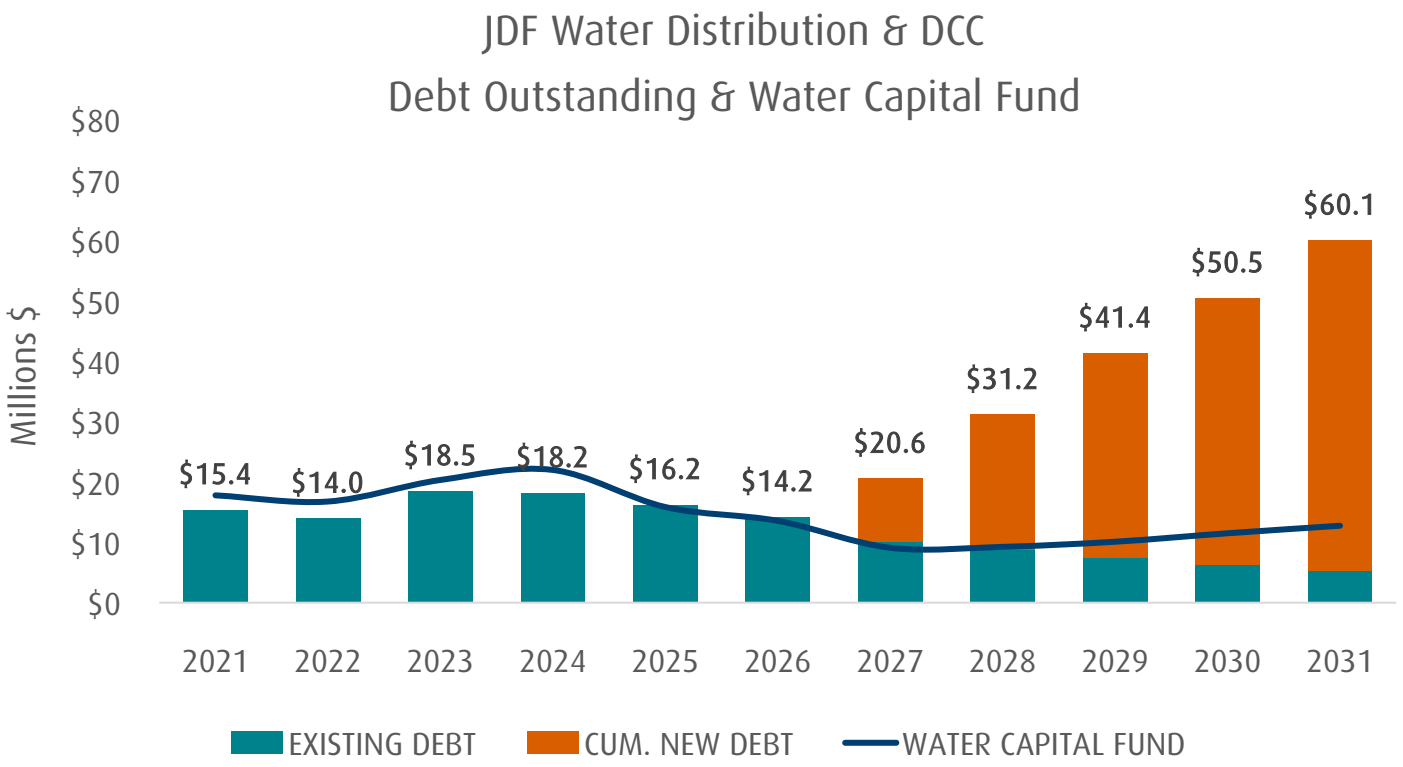

Debt Servicing Cost:
$2,658,190 (-5.0%)

- Reduction in debt servicing due to a combination of deferred spending and early debt retirement.

2027 Budget Overview:

Rate Base & Revenue Requirement

2027 Rate Base: $5,220,283 Decrease	
Cash Working Capital	$88,762
Change in Physical Plant	$290,314
Construction Work In Progress (projected)	($5,599,359)

2027 Revenue Requirement: $899,237 Increase, 2026 vs. 2027	
Operations & Maintenance Expense	$719,960
Depreciation	$252,137
Return on Rate Base	$34,000
Less: Non-Rate Revenue	$(106,860)

2027 Budget Overview:

Retail Water Rate

Overview:

2026 Retail Wate Rate:
$3.0368

2027 Retail Wate Rate:
$3.1464 (+ 3.61%)

2027 rate is below rate indicated for 2027 in 2026 budget ($3.2581)

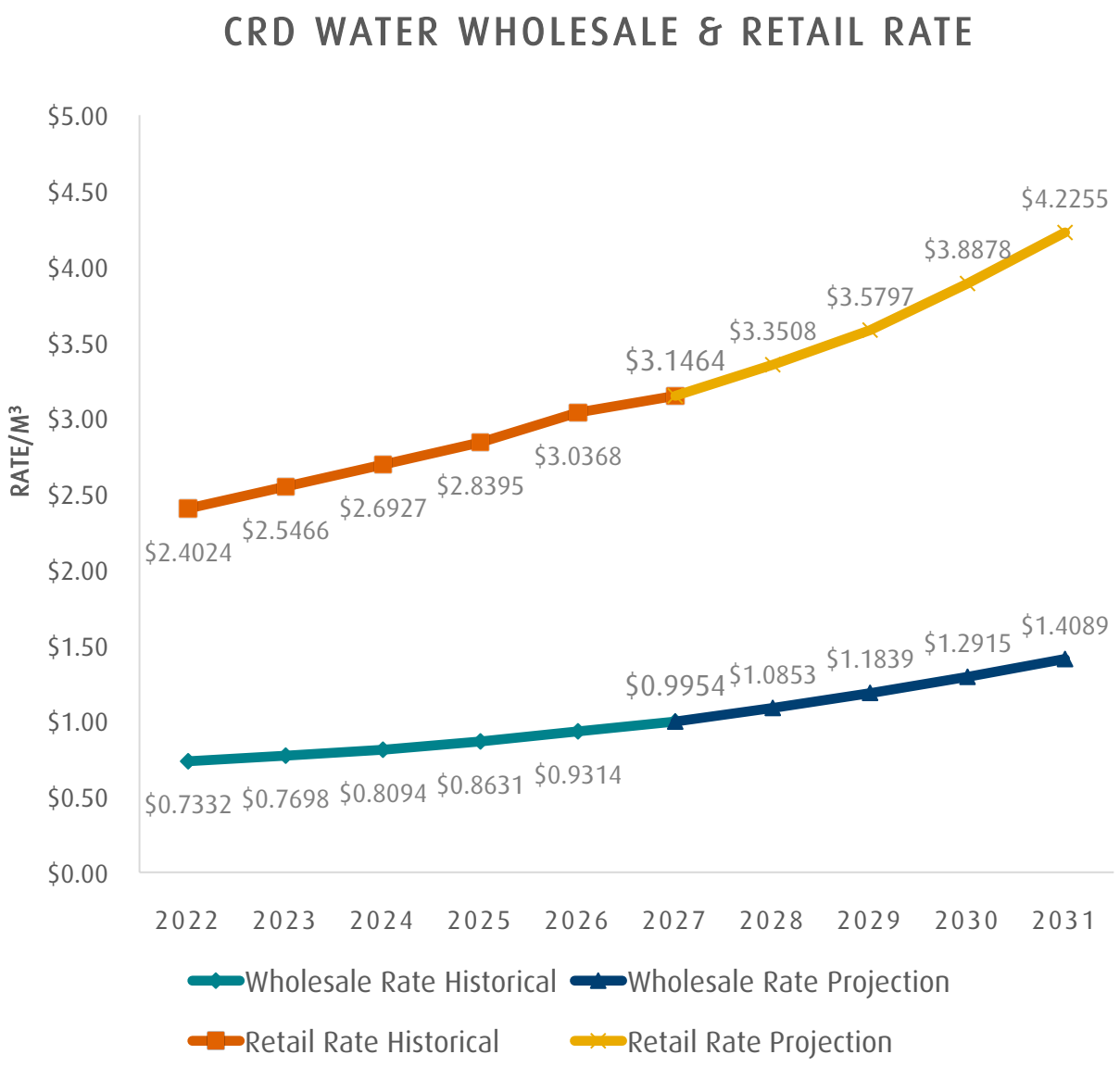

Budget Overview

Multi-Year Projection

Overview:

- 2026 JDF Water Distribution budget: $31,639,954
- 2027 JDF Water Distribution budget: $33,441,821 (+5.69%)

Drivers:

- Growing Capital Program linked to development and aging infrastructure
- Increases in Wholesale Water Rate

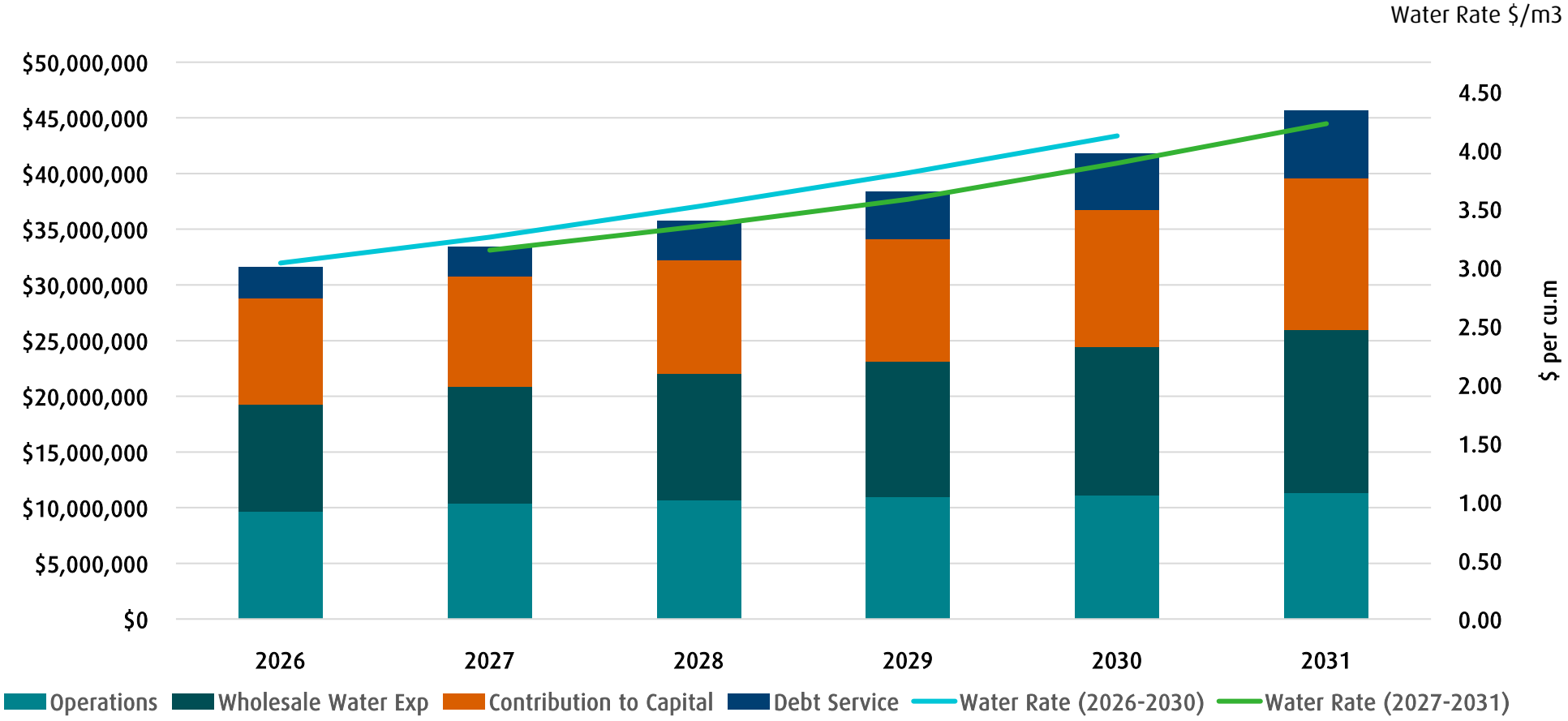

Budget

Recommendations

1. Approve the 2027 Operating and Capital Budget and the Five-Year Capital Plan;

2. Approve the 2027 Juan de Fuca Water Distribution Service retail water rate of $3.1464/m3, adjusted if necessary, by any change in the Regional Water Supply wholesale water rate;

3. Direct staff to balance the 2026 actual operating deficit or surplus on the 2026 capital fund transfer;

4. Direct staff to update carry forward balances in the 2027 Capital Budget for changes after year end; and

5. Direct staff to amend the Water Distribution Local Service Conditions, Fees and Charges Bylaw accordingly.

Thank You

Connect with us

Capital Regional District

CRDVictoria

crd.bc.ca

Making a difference...together

REPORT TO JUAN DE FUCA WATER DISTRIBUTION COMMISSION
MEETING OF TUESDAY, SEPTEMBER 15, 2026

SUBJECT **Remuneration for Juan de Fuca Water Distribution Commissioners**

ISSUE SUMMARY

The Capital Regional District Board recently updated its remuneration policy for members of CRD Boards and Commissions. Pursuant to the new policy provisions, the Juan de Fuca Water Distribution Commission (JDFWDC) must consider whether it wishes to remunerate Commissioners by providing per meeting payments.

BACKGROUND

The Capital Regional District (CRD) Board Remuneration and Travel Expense Reimbursement Policy (Policy) was reviewed earlier this year using the external consulting firm of Western Compensation and Benefits Consultants, and changes to the Policy were adopted for implementation on January 1, 2027.

Under the new provisions of the Policy, remuneration is provided to all CRD Board Dirunectors, Commissioners of the Regional Water Supply Commission and Commissioners of the Salt Spring Island Local Community Commission. Commissioners of delegated Commissions are eligible for per meeting remuneration payments, at a prescribed rate established in the policy, where approved by the Commission and Regional Board.

On June 10, 2026, the CRD Board resolved the following:

1. *That the CRD Board remuneration philosophy be revised to remove the per meeting payments to CRD Directors appointed to local and sub-regional Commissions; and*
2. *That that the CRD Board remuneration philosophy be revised to authorize CRD Commissions to provide per meeting payments for all Commissioners as may be approved by the Commission and the CRD Board and paid at the per meeting rate from the Commission's service budget; and*
3. *That the CRD Board Remuneration and Travel Expense Policy be approved effective January 1, 2027, as attached.*
4. *That the review occurs in the final year of each Board term to take effect for the following Board term.*

As a result, the CRD Board is requesting that each delegated CRD Commission approve by resolution whether Commissioners receive per meeting payments, at the Board-approved per meeting rate of two hundred twelve dollars ($212) per meeting, to be paid from the Commission's service budget.

ALTERNATIVES

Alternative 1
The Juan de Fuca Water Distribution Commission recommends to the Capital Regional District Board:

1. That effective January 1, 2027, all Commissioners of the Juan de Fuca Water Distribution Commission be eligible to receive per meeting payments pursuant to the CRD Board Remuneration and Travel Expense Reimbursement Policy.
2. That the 2027-2031 Financial Plan be updated to include an annual cost of $6,784 for per meeting payments to Commissioners.

Alternative 2
That this report be referred back to staff for additional information.

IMPLICATIONS

Alignment with Existing Plans & Strategies

Several CRD Commissions have expressed interest in providing a per meeting payment in recognition of the significant time commitment and expectations of Commissioners. Currently, per meeting payments for the JDFWDC are limited to Commissioners who are Directors of the Regional Board. Effective January 1, 2027, Directors will no longer be eligible for per meeting payments under the updated Policy unless a resolution is passed to remunerate all Commissioners.

The Policy's amended Schedule 1 contains a new Section 15, for Commissioners where approved by the Board and Commission, to be eligible for per meeting payments of $212 consisting of:
1. $142 per meeting remuneration for attendance; and
2. Up to $70 reimbursement per meeting for eligible expenses.

Financial Implications

The JDFWDC has four regularly scheduled meetings annually, with eight appointed Commissioners. Assuming full attendance, the Commission would require $1,696 per meeting, up to a maximum of $6,784 annually from its service budget. Special meetings would be in addition to this amount. The financial impact to the service budget is not expected to be significant, as the maximum annual cost of $6,784 for regularly scheduled meetings is relatively low compared to overall service expenditures.

CONCLUSION

The Capital Regional District Board has requested that delegated Commissions, including the Juan de Fuca Water Distribution Commission, consider the updated provisions in the CRD Board Remuneration and Travel Expense Reimbursement Policy and confirm whether all Commissioners of the JDFWDC be eligible to receive per meeting payments as remuneration for their attendance at Commission meetings.

RECOMMENDATION

The Juan de Fuca Water Distribution Commission recommends to the Capital Regional District Board:
1. That effective January 1, 2027, all Commissioners of the Juan de Fuca Water Distribution Commission be eligible to receive per meeting payments pursuant to the CRD Board Remuneration and Travel Expense Reimbursement Policy.

2. That the 2027-2031 Financial Plan be updated to include an annual cost of $6,784 for per meeting payments to Commissioners.

Submitted by:	Marlene Lagoa, MPA, Senior Manager, Legislative Services & Deputy Corporate Officer
Concurrence:	Kristen Morley, J.D., Corporate Officer & General Manager, Corporate Services
Concurrence:	Alicia Fraser, P. Eng., General Manager, Infrastructure and Water Services
Concurrence:	Nelson Chan, MBA, FCPA, FCMA, Chief Financial Officer & General Manager, Finance & Technology
Concurrence:	Ted Robbins, B. Sc., C. Tech., Chief Administrative Officer

ATTACHMENT(S)

Appendix A: Staff Report to Board (June 10, 2026) – 2027-2030 CRD Board Remuneration and Travel Expense Reimbursement Policy Update

Making a difference...together

REPORT TO CAPITAL REGIONAL DISTRICT BOARD
MEETING OF WEDNESDAY, JUNE 10, 2026

SUBJECT **2027-2030 CRD Board Remuneration and Travel Expense Reimbursement Policy Update**

ISSUE SUMMARY

To provide the updated CRD Board Remuneration and Travel Expense Reimbursement Policy, effective the 2027-2030 CRD Board term.

BACKGROUND

The CRD Board has approved a CRD Board Remuneration and Travel Expense Reimbursement Policy ("Policy"). This Policy applies to CRD Board Directors, Commission members, First Nations Members, and certain Board appointees to external Boards. The Policy was initially established in 2016 and is derived from a remuneration philosophy that recognizes the significant commitment and expectations of a CRD Director, and gross remuneration which is comparable with other organizations. As a foundation of the Policy, the remuneration philosophy established by the CRD Board is as follows:

1. a base Director annual stipend as the average (applied as median) paid to CRD member councillors, which recognizes attendance at all CRD Board meetings and Committee of the Whole meetings plus two Standing Committee commitments;

2. an additional annual stipend to Electoral Area Directors to provide overall remuneration consistent with the average (median) paid to CRD member mayors, which recognizes all additional Electoral Area work including Electoral Area Commission commitments;

3. an additional annual stipend to the CRD Board Chair consistent with payments made by other Regional Districts, which recognizes all Board Chair responsibilities including all ex-officio responsibilities on Standing Committees;

4. additional annual stipends to recognize the additional commitments of the: CRD Board Vice-Chair; Capital Regional Hospital District Chair; Standing Committee Chairs; CRD Directors appointed as a Commission Chair, when such Commission Chair appointment is made directly by the CRD Board Chair; CRD Directors who are involved on more than two Standing Committees; and Commissioners of the Salt Spring Island Local Community Commission;

5. per meeting payments to Alternate Directors consistent with payments made by other Regional Districts, and to CRD Directors appointed to local and sub-regional Commissions and external Boards except where remuneration is already paid and/or not eligible; and

6. that the annual cost of living adjustment based on the Victoria Consumer Price Index (CPI) continue to be applied, and that a regular review be undertaken every three (3) to five (5) years to ensure remuneration remains comparable.

The regular review of the Policy was undertaken in early 2026 and the results of that review were presented to the CRD Board on May 13, 2026 (Appendix B). At that Board meeting, the Board moved:

> *That with the information and recommendations as provided by the consultants at the meeting of May 13, 2026, that staff be directed to update the CRD Board Remuneration and Travel Expense Policy for CRD Board consideration.*

Staff have updated the Policy with the information from the consultants to be effective starting the 2027-2030 CRD Board term (Appendix A).

In the Policy update starting in January 2027, staff are recommending that the remuneration philosophy be amended to remove the additional stipend paid the CRD Directors appointed to local and sub-regional Commissions, and rather enable Commissions to consider payment to all Commissioners from service budgets at the per meeting rate should they elect to do so and where approved by the CRD Board.

ALTERNATIVES

Alternative 1

1. That the CRD Board remuneration philosophy be revised to remove the per meeting payments to CRD Directors appointed to local and sub-regional Commissions; and
2. That that the CRD Board remuneration philosophy be revised to authorize CRD Commissions to provide per meeting payments for all Commissioners as may be approved by the Commission and the CRD Board and paid at the per meeting rate from the Commission's service budget; and
3. That the CRD Board Remuneration and Travel Expense Policy be approved effective January 1, 2027, as attached.

Alternative 2

1. That that the CRD Board remuneration philosophy be revised to authorize CRD Commissions to provide per meeting payments for all Commissioners as may be approved by the Commission and the CRD Board and paid at the per meeting rate from the Commission's service budget; and
2. That the CRD Board Remuneration and Travel Expense Policy be approved effective January 1, 2027, as attached, amended to continue to include per meeting payments to CRD Directors appointed to local and sub-regional Commissions and external Boards except where remuneration is already paid and/or not eligible.

Alternative 3

The Capital Regional District Board approve that the CRD Board Remuneration and Travel Expense Policy be approved effective January 1, 2027, as attached, amended to continue to include per meeting payments to CRD Directors appointed to local and sub-regional Commissions and external Boards except where remuneration is already paid and/or not eligible.

Alternative 4

That this report be referred back to staff for additional information.

IMPLICATIONS

Alignment with Existing Plans & Strategies
The CRD Board established a comprehensive remuneration Policy. The Policy ensures relative market consistency based on the overall remuneration philosophy. On May 13, 2026 the CRD Board approved the consultant's recommendations for remuneration effective January 1, 2027, requiring updates to the Policy.

Since the Policy was implemented, several CRD Commissions have expressed desire in considering per meeting payments recognizing the significant commitment and expectations of many Commissioners. Currently payments to commissions are permitted as follows: the Regional Water Supply Commissioners receive per meeting payments; CRD Board Directors appointed to a local or sub-regional Commission are eligible for per meeting payments; and the elected Salt Spring Island Local Community Commissioners receive annual stipends. Concern from some Commissions have been raised that this model of payment has created inconsistency.

Financial Implications
The approved implementation date for remuneration adjustments would be for the new Board term 2027-2030, starting in January 2027. Based on current level of effort, total 2027 remuneration aligned with Policy would be adjusted by approximately: $140,000 for the Board expenditure service; $50,000 for Electoral Areas; and $25,000 for the Regional Water Supply. Remuneration for the calendar years 2028-2030 would be adjusted based on the year end Victoria Consumer Price Index in accordance with Policy. Mileage and related allowances are updated annually and will continue to be incorporated into the Policy once these are determined by the Government of Canada.

Should meeting payments for Commissioners be approved, the per meeting costs at the per meeting rate would be budgeted within service budgets, with actual costs subject to the numbers of Commissioners, the number of annual meetings, and attendance.

CONCLUSION

The CRD Board has established a CRD Board Remuneration and Travel Expense Reimbursement Policy. The Policy is derived from a remuneration philosophy that recognizes the significant commitment and expectations of a CRD Director, and gross remuneration which is comparable with other organizations. In a review of the comparable organizations, it has been determined that adjustments to remuneration are required and that the Policy be updated accordingly to be commensurate with the 2027-2030 Board term. Staff have updated the Policy based on the direction of the CRD Board.

RECOMMENDATION

1. That the CRD Board remuneration philosophy be revised to remove the per meeting payments to CRD Directors appointed to local and sub-regional Commissions; and
2. That that the CRD Board remuneration philosophy be revised to authorize CRD Commissions to provide per meeting payments for all Commissioners as may be approved by the Commission and the CRD Board and paid at the per meeting rate from the Commission's service budget; and
3. That the CRD Board Remuneration and Travel Expense Policy be approved effective January 1, 2027, as attached.

Submitted by:	Chris Neilson, MBA, CPHR, Senior Manager, People, Safety and Culture
Concurrence:	Kristen Morley, J.D., General Manager, Corporate Services & Corporate Officer
Concurrence:	Ted Robbins, B. Sc., C. Tech., Chief Administrative Officer

ATTACHMENT(S)

Appendix A: CRD Board Remuneration and Travel Expense Reimbursement Policy (effective January 1, 2027) (redlined)
Appendix B: CRD Board Remuneration and Travel Expense Report, Western Compensation and Benefits Consultants, April 23, 2026

Making a difference...together

CAPITAL REGIONAL DISTRICT
BOARD POLICY

Policy Type	*Board*		
Section	*Executive Services, People, Safety & Culture (PS&C)*		
Title	**BOARD REMUNERATION AND TRAVEL EXPENSE REIMBURSEMENT**		
Adoption Date	September 9, 2015	Policy Number	BRD03
Last Amended	~~January 20~~TBD, 2026	Amended By	~~PS&C~~Board
Policy Owner	People, Safety & Culture (PS&C)		

1. POLICY:

Board of Directors Remuneration and Travel Expense Policy.

2. PURPOSE:

To outline the Board remuneration and travel expense reimbursement guidelines. The CRD Board approved a new Board remuneration framework on September 9, 2015. A primary driver for establishing a CRD Board remuneration philosophy was to recognize the significant amount of commitment required of Directors and to design an approach that would assist with engagement as well as attendance.

3. SCOPE:

The policy applies to all CRD Board Directors, Commission members, First Nations Members and certain Board appointees to external Boards.

4. DEFINITIONS:

"**Board Remuneration**": means any compensation paid to Board Directors, certain Commission members, First Nations Members and Board appointees to external Boards as approved by the CRD Board in exchange for undertaking CRD business activities.

5. PROCEDURE:

Human Resources, in consultation with Finance and Technology and Corporate Services, is responsible for the control, coordination, and implementation of the policy. Modifications to the overall policy are to be approved by the Capital Regional District (CRD) Board.

a) All Board Directors, certain Commission members, Municipal Councillors, First Nations Members and certain Board appointees to external Boards shall receive an annual stipend and/or a payment per meeting and travel expenses as per CRD Board Remuneration and Travel Expense Policy - Schedule 1.

b) Eligibility for payments is defined in CRD Directors Appointments by Committees, Commissions to External Board - Schedule 2.

c) The remuneration amounts will be adjusted annually, by Financial Services, based on the Consumer Price Index for the Victoria area for the twelve months ending December 31 of the preceding year – Schedule 3.

d) The remuneration structure will be reviewed periodically as directed by the Board.

6. SCHEDULES:

1. CRD BOARD REMUNERATION AND TRAVEL EXPENSE POLICY
2. REMUNERATION ELIGIBILITY TABLE
3. CRD BOARD REMUNERATION PHILOSOPHY

7. AMENDMENTS:

Adoption Date	Description
September 9, 2015 (Revised April 18, 2016)	*Approved by the Board*
April 12, 2017 *(eff. January 1, 2017)*	*Amendment 1, approved by the Board*
May 9, 2018 *(eff. January 1, 2019)*	*Amendment 2, approved by the Board*
February 10, 2020 *(Schedule 1 and 2 updates)*	*Amendment 3, approved by Human Resources (eff Jan.2020 Schedule 1; Dec.2019 Schedule 2)*
January 13, 2021 *(Schedule 2 update)*	*Amendment 4, approved by the Board*
February 2, 2021 *(Schedule 1 update)*	*Amendment 5, approved by Human Resources (eff. Jan.2021)*
January 24, 2022 *(Schedule 1 update)*	*Amendment 6, approved by Human Resources (eff. Jan.2022)*
January 20, 2023 *(Schedule 1 update)*	*Amendment 7, approved by Human Resources (eff. Jan.2023)*
June 2023	*Amendment 8, approved by the Board (eff. June 2023)*
January 19, 2024 *(Schedule 1 update)*	*Amendment 9, approved by Human Resources (eff. Jan.2024)*
December 11, 2024	*Amendment 10, approved by the Board (eff. Jan.1, 2025 - Schedule 1: SSI Electoral Area Director, Local Community Commission Commissioner)*
January 22, 2025 *(Schedule 1 update)*	*Amendment 11, approved by Human Resources (eff.Jan. 2025)*

January 20, 2026 *(Schedule 1 update)*	*Amendment 12, approved by People, Safety & Culture (eff.Jan.2026)*
TBD, 2026 *(Schedule 1 update; Schedule 2 update; Schedule 3 update)*	*Amendment 13, approved the the Board (eff. Jan.2027)*

8. REVIEWS:

Review Date	**Description:**
Annually	*Review annually for schedule(s) update*

9. RELATED POLICY, PROCEDURE OR GUIDELINE:

- *Bylaw No. 3828, "Board Procedures Bylaw, 2012"*

SCHEDULE 1

CRD BOARD REMUNERATION AND TRAVEL EXPENSE POLICY

Effective January 1, 2026
(E&OE)

		REMUNERATION	EXPENSE ALLOWANCE	TOTAL
	ANNUAL STIPENDS Paid periodically throughout the year (currently, biweekly)			
1	**CRD / CRHD Board Directors** *Includes all CRD/CRHD Board meetings, Committee of the Whole Meetings, and two Standing Committee* commitments* **where defined as a standing committee in bylaws or terms of reference AND members are appointed by the Board Chair*	~~16,347~~18,845	~~8,174~~9,105	**~~24,521~~27,590**
2	**Electoral Area Directors (additional)**			
	- **JDF Electoral Area; SGI Electoral Area**	~~31,512~~39,729	~~15,756~~19,567	**~~47,268~~59,295**
	- **SSI Electoral Area**	~~24,692~~32,874	~~12,346~~16,191	**~~37,038~~49,065**
3	**CRD Board Chair** (additional)	~~24,042~~21,120	~~12,021~~11,880	**~~36,063~~36,000**
4	**CRD Board Vice-Chair** (additional)	~~4,807~~5,113	~~2,404~~2,518	**~~7,211~~7,631**
5	**CRHD Board Chair** (additional) *(Not paid if the CRHD Board Chair is also the CRD Board Vice-Chair)*	5,113~~4,807~~	2,518~~2,404~~	**7,631~~7,211~~**
6	**Board Standing Committee Chair, CRD Arts Commission Chair & Solid Waste Advisory Commission Chair** (additional) *(when appointed by CRD Board Chair)*	~~2,405~~2,773	~~1,202~~1,366	**~~3,607~~4,139**
7	**Additional Board Standing Committee(s)** (additional) *(Payable if Standing Committee Membership exceeds the two remunerated in Section 1)*	5,113~~4,807~~	2,518~~2,404~~	**7,631~~7,211~~**
8	**Salt Spring Island Local Community Commissioner** *(Payable to all elected LCC commissioners, except the Electoral Area Director)*	~~8,954~~10,167	~~4,477~~5,008	**~~13,431~~15,175**
	PER MEETING PAYMENTS Paid for scheduled attendance at a meeting, except where such meeting has been cancelled in advance **(see Footnote 2 – Eligibility Verification)**			
9	**Alternate CRD/CRHD Board Director and Acting Standing Committee Chair**	~~73~~142	~~37~~70	**~~110~~212**
~~10~~	~~**CRD Board Directors – Local & Sub-Regional Commission/Committee Meetings**~~ ~~Does not apply when:~~ ~~i. Commission /Committee within the responsibilities of the Electoral Area Director~~ ~~ii. Remuneration is already paid by the Commission~~ ~~iii. The Committee/Commission is not eligible for payment by Act, Regulation, Bylaw or other~~	~~73~~	~~37~~	~~**110**~~

~~11~~ 10	**First Nation Member appointees to eligible CRD Committee**	142~~73~~	70~~37~~	~~**110**~~**212**
~~12~~ 11	**CRD Board Directors – appointed by CRD to External Board** Does not apply when: i. External Board falls within the responsibilities of the Electoral Area Director ii. Remuneration is already paid by the External Board iii. The External Board is not eligible for payment by Act, Regulation, Bylaw or other	142~~73~~	70~~37~~	~~**110**~~**212**
~~13~~ 12	**CRD Municipal Directors who vote on Part 26 Decisions of Juan de Fuca Electoral Area** Applies only when: a. Attendance at a JDFEA land use committee meeting of which the director is a member b. Attendance at any land use public hearing of the JDFEA regarding an area where the director is eligible to vote on decisions at the CRD Board Does not apply to the Electoral Area Director	142~~73~~	70~~37~~	~~**110**~~**212**
~~14~~ 13	**Alternate CRD Electoral Area Director attending formal Local and Sub-Regional Commission meetings in place of the Electoral Area Director**	142~~73~~	70~~37~~	~~**110**~~**212**
~~15~~ 14	**All Commissioners - Regional Water Supply Commission**	142~~73~~	70~~37~~	~~**110**~~**212**
15	**Commissioners – where approved by the Board and Commission**	142	70	**212**
16	**Forum of Councils – First Nations, Municipal Councilors and Directors**	142~~73~~	70~~37~~	~~**110**~~**212**
	TRAVEL EXPENSES **(see Footnote 3 regarding claim process)**			
17	**All Director, LCC Commissioner, or First Nation Member Travel - to and from meetings where the Director, LCC Commissioner or First Nation Member is a member**	$0.67	Per km. for regularly constituted meetings of Board, Commissions, Standing, and Select Committees	
	DIRECTOR TRAVEL Within Capital Region/Vancouver Island and Lower Mainland			
18	**Travel by Personal Automobile**	$0.67	Per kilometre	
19	**Travel by Bus, Train, Ferry, Air (economy class)**	Actual expense	Payable upon receipt	
	DIRECTOR TRAVEL Outside Capital Region/Vancouver Island and Lower Mainland			
20	**Travel by Personal Automobile**	$0.67	Per kilometre	
21	**Travel by Bus, Train, Ferry, Air (economy class), Car Rental (mid-size)**	Actual expense	Payable upon receipt	

22	**Electoral Area Director Travel - within Electoral Area**	$0.67	For travel greater than 10km from EA Director's residence within the EA or their office, provided the destination is a place to conduct EA business
23	**CRD Board Chair, CRHD Board Chair, Standing Committee Chair - including Acting Chairs**	$0.67	For any business travel of the Board or Standing Committee, provided the expenses are incurred outside the municipality or EA which the Chair represents
	MEALS		
24	**For Travel Requiring Greater-Than 24 Hours from Place of Residence**	$84.00	Per diem allowance for meals, gratuities, parking, local calls
	For Travel Requiring Less-than 24 Hours from Place of Residence		
25	- Breakfast	$18.00	See Footnote 1
26	- Lunch	$24.00	See Footnote 1
27	- Dinner	$42.00	See Footnote 1
	OTHER		
28	**Seminars, Courses, Conferences, Meetings**	Actual Cost	Registration Fees paid for single participation (Receipt required)
29	**Accommodation**	Actual Cost	Based on single occupancy
30	**Taxi Expenses**	Actual Cost	Receipts are required
31	**Long Distance Telephone Calls**	Actual Cost	Receipts are required

FOOTNOTES

(1) Meal payments will be paid as follows:

If Departure Prior to:	7:00am	Breakfast, Lunch, Dinner
	12:00noon	Lunch, Dinner
	6:00pm	Dinner
If Return After:	12:30pm	Breakfast, Lunch
	6:00pm	Breakfast, Lunch, Dinner

(2) Eligibility Verification:
For attendance at meetings, seminars, courses, conferences and/or meetings outside of CRD facilities, claimants will confirm their attendance on the CRD Travel Expense Report Claim form and eligibility of expense claims will be approved by Legislative Services.

(3) Travel Expense Claims Process:
Claims for travel expenses are submitted *to Legislative Services* for approval on the CRD Travel Expense Report Claim form within thirty (30) *calendar days* of the period in which the expenses were incurred.

SCHEDULE 2

CRD BOARD REMUNERATION AND TRAVEL EXPENSE POLICY

CRD Director Remuneration Eligibility Table

(E&OE)

Regional Board and Standing Committees	See Footnote
Capital Regional District Board	1
Capital Regional Hospital District Board	1
Capital Region Housing Corporation Board	1, 6
Climate Action Inter-Municipal Task Force	7
Committee of the Whole	1
Core Area Liquid Waste Management Committee	1, 2, 8
Electoral Areas Committee	1, 2, 8
Environmental Services Committee	1, 2, 8
Finance Committee	1, 2, 8
Governance and First Nations Relations Committee	1, 2, 8
Hospitals and Housing Committee	1, 2, 8
Planning and Protective Services Committee	1, 2, 8
Regional Parks Committee	1, 2, 8
Solid Waste Advisory Committee	7
Transportation Committee	1, 2, 8

Footnotes:

1. Within Director's core responsibilities

2. Eligible for additional Standing Committee payment, if Director already sits on two (2) Standing Committees

3. Eligible for per meeting payment

4. Not eligible for payment: Commission/Board falls within the responsibilities of an Electoral Area Director

5. Not eligible for payment: Commission/Board already makes a payment for attendance

6. Not eligible for payment: Commission/Board ineligible by Act, Regulation, Bylaw, or other

7. Not eligible for payment: Sub-Committee to a Standing Committee or other

8. Payments to be made to respective First Nations Governments on behalf of First Nation Member appointees following attendance at the meeting. Payments for attendance and expenses shall not exceed $8,250 per year per First Nation. Note that First Nation participation is only permitted where the specific Committee Terms of Reference allow.

~~Director~~ Appointments to Local & Subregional Commissions	See Footnote
Accessibility Advisory Committee	7
Arts Advisory Council	7
Arts Commission	4,6
Beddis Water Service Commission	4
Cedar Lane Water Service Commission	4
Cedars of Tuam Water Service Commission	4
East Sooke Fire Protection and Emergency Response Service Commission	4
East Sooke Advisory Planning Commission	4
Fernwood and Highland Water Local Service Commission	4
Fulford Water Service Commission	4
Galiano Island Parks and Recreation Commission	4
Ganges Sewer Local Services Commission	4
Juan de Fuca Board of Variance	4
Juan de Fuca Electoral Area Parks and Recreation Advisory Commission	4
Juan de Fuca Land Use Committee	4
Juan de Fuca Water Distribution Commission	4
Lyall Harbour/Boot Cove Water Local Services Committee	4
Magic Lake Estates Water and Sewer Committee	4
Malahat Advisory Planning Commission	4
Malahat Fire Protection and Emergency Response Service Commission	4
Maliview Sewer Local Service Commission	4
Mayne Island Parks and Recreation Commission	4
North Galiano Fire Protection and Emergency Response Service Commission	4
Otter Point Advisory Planning Commission	4
Otter Point Fire Protection and Emergency Response Service Commission	4
Pender Islands Parks and Recreation Commission	4

Footnotes:

1. Within Director's core responsibilities

2. Eligible for additional Standing Committee payment, if Director already sits on two (2) Standing Committees

3. Eligible for per meeting payment

4. Not eligible for payment: Commission/Board falls within the responsibilities of an Electoral Area Director

5. Not eligible for payment: Commission/Board already makes a payment for attendance

6. Not eligible for payment: Commission/Board ineligible by Act, Regulation, Bylaw, or other

7. Not eligible for payment: Sub-Committee to a Standing Committee or other

Director Appointments to Local & Subregional Commissions (con't)	See Footnote
Peninsula Recreation Commission	~~3~~6
Port Renfrew Fire Protection and Emergency Response Service Commission	4
Port Renfrew Utility Services Committee	4
Regional Transportation Advisory Committee	7
Regional Water Supply Commission	5
Saanich Peninsula Wastewater Commission	~~3~~6
Saanich Peninsula Water Commission	~~3~~6
Salt Spring Island Local Community Commission	1,4
Saturna Island Parks and Recreation Commission	4
Shirley Fire Protection and Emergency Response Service Commission	4
Shirley/Jordan River Advisory Planning Commission	4
Skana Water Service Committee	4
Sooke and Electoral Area Parks and Recreation Commission	~~3,~~4,6
Southern Gulf Islands Community Economic Sustainability Commission	4
Southern Gulf Islands Electoral Area Emergency Advisory Commission	4
Southern Gulf Islands Harbours Commission	4
Southern Gulf Islands Public Library Commission	4
Sticks Allison Water Local Service Committee	4
Surfside Park Estates Water Service Committee	4
Victoria Family Court and Youth Justice Committee	6
Water Advisory Committee	6
Wilderness Mountain Water Service Commission	4
Willis Point Advisory Planning Commission	4
Willis Point Fire Protection and Recreation Facilities Commission	4

Footnotes:

1. Within Director's core responsibilities

2. Eligible for additional Standing Committee payment, if Director already sits on two (2) Standing Committees

3. Eligible for per meeting payment

4. Not eligible for payment: Commission/Board falls within the responsibilities of an Electoral Area Director

5. Not eligible for payment: Commission/Board already makes a payment for attendance

6. Not eligible for payment: Commission/Board ineligible by Act, Regulation, Bylaw, or other

7. Not eligible for payment: Sub-Committee to a Standing Committee or other

Regional Board Appointments to External Boards	See Footnote
Capital Region Emergency Services Telecommunications	5
Greater Victoria Coalition to End Homelessness Society	6
Greater Victoria Harbour Authority Board	3,5
Greater Victoria Labour Relations Association	3
ICET – Island Costal Economic Trust Central South Island Regional Advisory Committee	6
Island Corridor Foundation Board	5
Municipal Finance Authority	5
Pender Islands' Fire Protection Society	4
South Island Reconciliation Advisory Committee	3
Royal and McPhersion Theatres Society Advisory Committee	7
Royal and McPherson Theatres Society Board	3
Sooke Historical Society	4
Vacouver Island and Costal Communities Climate Leadership Plan Steering Committee	6
Vancouver Island Regional Library Board	4

Footnotes:

1. Within Director's core responsibilities

2. Eligible for additional Standing Committee payment, if Director already sits on two (2) Standing Committees

3. Eligible for per meeting payment

4. Not eligible for payment: Commission/Board falls within the responsibilities of an Electoral Area Director

5. Not eligible for payment: Commission/Board already makes a payment for attendance

6. Not eligible for payment: Commission/Board ineligible by Act, Regulation, Bylaw, or other

7. Not eligible for payment: Sub-Committee to a Standing Committee or other

SCHEDULE 3

CRD BOARD REMUNERATION AND TRAVEL EXPENSE POLICY

CRD Board Remuneration Philosophy

(Effective January 1, ~~2016~~2027)

- a base Director annual stipend as the average paid to CRD member councillors, which recognizes attendance at all Board meetings and Committee of the Whole meetings plus two Standing Committee commitments; and

- an additional annual stipend to Electoral Area Directors which recognizes all additional Electoral Area work including Electoral Area Commission commitments; and

- an additional annual stipend to the CRD Board Chair consistent with payments made by other Regional Districts, which recognizes all Board Chair responsibilities including all ex-officio responsibilities on Standing Committees; and

- additional annual stipends to recognize the additional commitments of the: CRD Board Vice-Chair; Capital Region Hospital District Chair; Standing Committee Chairs; CRD Directors appointed as a Commission Chair, when such Commission Chair appointment is made directly by the CRD Board Chair ~~*[amended effective January 1, 2017]*~~*;* and CRD Directors who are involved on more than two Standing Committees; and

- an annual stipend to Commissioners of the Salt Spring Island Local Community Commission as a percentage of the base CRD Director annual stipend and which recognizes all responsibilities of a Commissioner; and

- per meeting payments to CRD Directors appointed to ~~local and sub-regional Commissions and~~ external boards (except where remuneration is already paid and/or not eligible); and

- per meeting payments to Alternate Directors consistent with payments made by other Regional Districts; and

- that the annual cost of living adjustment based on the Victoria Consumer Price Index continue to be applied, and that a regular review be undertaken every three (3) to five (5) years to ensure remuneration remains comparable.

WCBC Western Compensation & Benefits Consultants
Compensation · Benefits · Executive Remuneration · Pensions · Investment · Actuarial Services

Suite 502, 595 Howe Street
Vancouver, British Columbia V6C 2T5
Tel: 604-683-9155
www.wcbc.ca

April 23, 2026

Mr. Chris Neilson
Senior Manager - People, Safety & Culture
Capital Regional District
625 Fisgard Street
Victoria, BC V8W 1R7

Via E-Mail [cneilson@crd.bc.ca]

Dear Chris:

We are pleased to present our conclusions, informed by the Capital Regional District's ("CRD") Board Remuneration Philosophy and based on the results of the market survey regarding remuneration for members of the CRD Board of Directors.

Background

The CRD is a regional government which serves approximately 440,000 residents from three electoral areas and 13 municipal governments throughout the Capital Region. The CRD is governed by a 24-member Board of Directors, who also serve as members of the Regional Hospital Board and the Capital Region Housing Corporation Board. The CRD Board is comprised of Municipal Directors who are appointed by their respective municipal councils, along with Directors from the electoral areas. CRD governance also includes Commissioners for a significant number of sub-regional and local area services.

The CRD Board Remuneration and Travel Expense Policy ("Policy") applies to CRD Directors and Alternates, certain Commissioners and other elected or appointed officials. The Policy specifies a review will be undertaken every three to five years to ensure remuneration remains comparable. Western Compensation & Benefits Consultants ("WCBC") was retained by the CRD to conduct the market comparison review in 2026 and ensure appropriate alignment with the philosophy statements in the Policy.

Western Compensation & Benefits Consultants

WCBC is a Canadian consulting firm founded in Vancouver over 40 years ago, serving clients across Canada and internationally. The firm provides advice on all aspects of compensation and benefits, as well as related human resources matters. WCBC's professional staff hold relevant degrees and recognized designations in areas such as human resources, compensation, group benefits, accounting, economics, and management consulting. The firm has extensive experience working with organizations in the public, private, and not-for-profit sectors, supporting the development of practical, evidence-based compensation programs. WCBC has successfully provided compensation consulting assistance to a wide range of BC regional districts, municipalities and related entities.

Work Completed

To assess whether the remuneration provided for the CRD Board of Directors aligns with the CRD Board Remuneration Philosophy, WCBC completed the following tasks.

Discussions With CRD

At the outset of the project, WCBC had discussions with CRD's Senior Manager, People, Safety & Culture. WCBC obtained and reviewed background information and documentation on CRD's current board remuneration and travel expense policy and discussed appropriate comparison organizations.

Conducted Market Survey

WCBC prepared survey materials and subsequently contacted and included the following seven regional districts and 13 member municipalities in the market survey.

Regional District	Municipality
♦ Comox Valley Regional District	♦ City of Colwood
♦ Fraser Valley Regional District	♦ City of Langford
♦ Regional District of Fraser-Fort George	♦ City of Victoria
♦ Regional District of Nanaimo	♦ District of Central Saanich
♦ Regional District of North Okanagan	♦ District of Highlands
♦ Regional District of Okanagan-Similkameen	♦ District of Metchosin
♦ Sunshine Coast Regional District	♦ District of North Saanich
	♦ District of Oak Bay
	♦ District of Sooke
	♦ District of the Corporation of Saanich
	♦ Town of Sidney
	♦ Township of Esquimalt
	♦ View Royal

Completed Analysis and Prepared Report

WCBC compared the CRD's current remuneration, expense reimbursement, and related practices to those of the survey organizations. Following a discussion with the Senior Manager, People, Safety & Culture, WCBC developed the conclusions set out herein to support alignment with the CRD Board Remuneration Philosophy.

Conclusions

The following conclusions are based on the CRD's Board Remuneration Philosophy, as established by the CRD Board. In developing the conclusions, WCBC considered the results of the market survey, the extent to which current and proposed remuneration aligns with the stated Philosophy, and where appropriate, the existing relationships between roles to ensure internal consistency. Each component of remuneration is addressed below, with reference to the relevant Philosophy provisions supporting the conclusions.

Base Director

The CRD Board Remuneration Philosophy states that a base Director annual stipend should be the average (applied as median) paid to CRD member councillors, which recognizes attendance at all CRD Board meetings and Committee of the Whole meetings plus two Standing Committee commitments.

The results of the market survey and the resulting conclusions are set out below:

Median Paid to CRD Member Councillors	Annual Stipend Based on Philosophy		
	Remuneration	Expense Allowance	Total
$27,590	$18,845	$9,105	$27,590

CRD's base Director's annual stipend is currently $24,521. However, in accordance with the Philosophy it should be $27,590. Therefore, a base Director's annual stipend should be increased by $3,069.

Electoral Area Directors

The CRD Board Remuneration Philosophy states that an additional annual stipend for Electoral Area Directors should provide overall remuneration consistent with the average (applied as median) paid to CRD member mayors, which recognizes all additional Electoral Area work including Electoral Area Commission commitments.

The results of the market survey and the resulting conclusions are set out below:

Median Paid to CRD Member Mayors	Additional Annual Stipend Based on Philosophy		
	Remuneration	Expense Allowance	Total
$59,295	$39,729	$19,567	$59,295

CRD's annual stipend for Electoral Directors (other than the SSI Electoral Area Director) is currently $47,268 and therefore it should be increased by $12,027.

CRD Board Chair

The CRD Board Remuneration Philosophy states that an additional annual stipend for the CRD Board Chair should be consistent with payments made by other Regional Districts, which recognizes all Board Chair responsibilities including all ex-officio responsibilities on Standing Committees.

The results of the market survey and the resulting conclusions are set out below:

Median Paid to Regional District Board Chairs	Additional Annual Stipend Based on Philosophy		
	Remuneration	Expense Allowance	Total
$36,000	$24,120	$11,880	$36,000

The CRD Board Chair's annual stipend is currently $36,063 and therefore it should be decreased by $63.

Other Additional Annual Stipends

The CRD Board Remuneration Philosophy states that additional annual stipends should recognize the additional commitments of the: CRD Board Vice-Chair; Capital Regional Hospital District Chair; CRD Directors appointed as a Commission Chair, when such Commission Chair appointment is made directly by the CRD Board Chair; Standing Committee Chairs; CRD Directors who are involved on more than two Standing Committees; and Commissioners of the Salt Spring Island Local Community Commission.

Each additional annual stipend is discussed below.

CRD Board Vice-Chair

The results of the market survey and the resulting conclusions are set out below:

Median Paid to Regional District Board Vice-Chairs	Additional Annual Stipend Based on Philosophy		
	Remuneration	Expense Allowance	Total
$7,631	$5,113	$2,518	$7,631

The CRD Board Vice-Chair's annual stipend is currently $7,211 and therefore it should be increased by $420.

Capital Region Hospital District Chair

The CRD compensates the Capital Region Hospital District ("CRHD") Chair at the same level as the CRD Board Vice-Chair. Among the comparison regional districts, most compensate their Hospital District Chair at a level below that of the Vice-Chair, with one regional district providing higher remuneration for the role. If the median of the comparator group were used as the basis for determining remuneration, the CRHD Chair compensation would be approximately half of its current level. WCBC has considered the relationship between the

roles on the CRD Board of Directors and concluded that maintaining the remuneration provided for the CRHD Chair at the same level as the CRD Board Vice-Chair would be appropriate.

CRD Directors Appointed as Commission Chairs

The CRD provides an additional annual stipend to CRD Directors appointed as Commission Chairs when such Commission Chair appointment is made directly by the CRD Board Chair.

No direct comparisons for this role were identified among the regional districts surveyed. Accordingly, WCBC considered the existing relationship between the Commission Chairs additional annual stipend and the base Director annual stipend. At present, Commission Chairs receive an additional annual stipend that is approximately 15% lower than the base Director annual stipend.

Applying this same relationship, the resulting conclusions are set out below:

15% of Base Director Annual Stipend (based on conclusions)	Additional Annual Stipend Based on Philosophy		
	Remuneration	Expense Allowance	Total
$4,139	$2,773	$1,366	$4,139

CRD's annual stipend for Commission Chairs is currently $3,607 and therefore should be increased by $532.

Standing Committee Chairs

As discussed earlier herein, the base Director stipend covers service on up to two Standing Committees. Where the CRD Board Chair appoints a Director as a Standing Committee Chair and the Director's total committee commitments exceed two, an additional annual stipend is provided.

The CRD provides an additional stipend for Standing Committee Chairs, set at the same level as the Commission Chairs additional annual stipend, where applicable. Among the comparison regional districts, additional compensation for committee chair roles is uncommon, and where such compensation exists, it is in the form of a fee per meeting attended. If the comparison group were used as the basis for determining this additional stipend, the resulting amount would be significantly lower than the current level. WCBC has considered the relationship between roles on the CRD Board of Directors and concludes that maintaining the current approach where the Standing Committee Chair additional annual stipend aligns with the Commission Chair additional annual stipend would be appropriate.

CRD Directors Involved on More Than Two Standing Committees

Where a CRD Director's membership exceeds two Standing Committees, an additional annual stipend is provided.

The CRD provides an additional annual stipend for Standing Committee Members, set at the same level as the CRD Board Vice-Chair stipend, where applicable. There are no comparisons for this among the regional districts. WCBC has considered the relationship

between roles at the CRD Board of Directors and concludes that maintaining the current approach where the Standing Committee Member additional annual stipend aligns with the CRD Board Vice-Chair additional annual stipend would be appropriate.

Commissioners of the Salt Spring Island Local Community Commission

The CRD provides an additional stipend to members of the Salt Spring Island Local Community Commission ("LCC"). This stipend is paid to all elected LCC Commissioners, excluding Electoral Area Directors.

No direct comparators for this role were identified among the regional districts included in the market survey. Accordingly, WCBC considered the existing relationship between the LCC Commissioner additional annual stipend and the base Director annual stipend. At present, LCC Commissioners receive an annual stipend that is approximately equal to 55% of the base Director amount.

Applying this same relationship, the resulting conclusions are set out below:

55% of Base Director Annual Stipend (based on conclusions)	Additional Annual Stipend Based on Philosophy		
	Remuneration	Expense Allowance	Total
$15,175	$10,167	$5,008	$15,175

CRD's annual stipend for the Salt Spring Island Local Community Commissioners is currently $13,431 and therefore it should be increased by $1,744.

Alternate Directors

The CRD Board Remuneration Philosophy states that per meeting payments to Alternate Directors should be consistent with payments made by other Regional Districts, and to CRD Directors appointed to local and sub-regional Commissions and external Boards except where remuneration is already paid and/or not eligible.

The results of the market survey and the resulting conclusions are set out below:

Median Regional District Per Meeting Payments	Per Meeting Payment Based on Philosophy		
	Remuneration	Expense Allowance	Total
$212	$142	$70	$212

CRD's per meeting fee for Alternate Directors is currently $110 and therefore should be increased by $102.

Annual Cost-of-Living Adjustments

The CRD Board Remuneration Philosophy states that stipends are to be adjusted annually based on the Victoria Consumer Price Index (CPI). This approach is a common practice among the comparison organizations. All regional districts apply annual increases linked to CPI, and most municipalities follow a similar approach, with only a few using alternative methodologies.

Recognizing its alignment with both the CRD's stated Philosophy and prevailing market practice, WCBC recommends that CRD continue to determine annual adjustments based on CPI.

Summary of Conclusions

The following table summarizes the above conclusions.

Annual Stipends			
	Remuneration	**Expense Allowance**	**Total**
CRD/CRHD Board Directors	$18,845	$9,105	$27,590
Additional Stipends			
Electoral Area Directors	$39,729	$19,567	$59,295
CRD Board Chair	$24,120	$11,880	$36,000
CRD Board Vice-Chair	$5,113	$2,518	$7,631
CRHD Board Chair	$5,113	$2,518	$7,631
Commission Chairs	$2,773	$1,366	$4,139
Board Standing Committee Chair	$2,773	$1,366	$4,139
Additional Board Standing Committee(s)	$5,113	$2,518	$7,631
Salt Spring Island Local Community Commissioner	$10,167	$5,008	$15,175
Per Meeting Payments			
Alternate Directors	$142	$70	$212

We would be pleased to discuss this report with you.

Yours sincerely,

Barry Cook

Linda Reid

Barry D. Cook

Linda M. Reid

Conclusion to Board (Apr 2026).docx

Making a difference...together

REPORT TO JUAN DE FUCA WATER DISTRIBUTION COMMISSION
MEETING OF SEPTEMBER 15, 2026

SUBJECT **Juan de Fuca Water Distribution Service 2026 Mid-Year Capital Projects and Operations Update**

ISSUE SUMMARY

To provide a mid-year update on the Juan de Fuca (JDF) Water Distribution System (WDS) capital program and operations updates.

BACKGROUND

Capital Program Update

The JDF WDS capital program reflects the planned capital spending for the next five years and forms part of the annual service budget that is approved in March each year by the Capital Regional District (CRD) Board. In 2026, there were 31 capital projects/programs identified with an approved budget of $27,569,000.

The CRD projects that approximately 44% of the 2026 budget will be expended by year-end. The forecasted underspend is primarily related to project delays that were outside of the CRD's control, multi-year projects where design work has been completed but the majority of construction expenditures will occur in 2027, and the reprioritization of some capital projects due to the availability of resources.

The status of the major projects progressing in 2026 is detailed in Appendix A and locations are shown in Appendix B. Additional smaller projects will also progress based on criticality and resourcing.

The CRD completed the JDF Asset Management Plan in April 2026 and expects to complete the Water Meter Strategic Plan by the end of 2026. The results from these two projects will support capital recommendations for the years to come.

Operations Update

Operating budgets remain on track, with no significant variances anticipated for the remainder of 2026.

Water quality throughout the distribution system has remained stable, with no significant water quality events or regulatory compliance issues reported year to date. Routine monitoring, sampling, and maintenance activities continue to support compliance with drinking water quality requirements.

To date in 2026, one watermain break has occurred within the JDF Water Distribution System. Operations staff responded promptly and completed repairs with minimal customer impact.

Preventative maintenance programs continue to be delivered as planned across the system. Routine inspections, servicing, and condition assessments of hydrants, valves, reservoirs, pump stations, SCADA equipment, and other critical assets are helping identify deficiencies early and reduce the risk of service interruptions.

Annual Provisional Project Highlights

21-03 Hydrant & Flush Replacement, Upgrades and Additions
Operations replaced eight hydrants and three flush assemblies, in addition to repairing or replacing 10 hydrants damaged by vehicle impacts. Preventative maintenance activities will continue through the remainder of the year, with additional hydrants scheduled for inspection, testing, and maintenance. The program remains on budget and is progressing as planned.

21-04 Residential Service & Meter Replacement
The residential service and meter replacement program remains within the approved 2026 budget of $3.0 million. Year to date, approximately 1,250 residential water meters have been replaced. Operations anticipates completing approximately 1,750 meter replacements by year end, in line with 2026 targets.

21-05 Pump Station Equipment Replacements
Routine inspections and preventative maintenance activities continue to identify deficiencies in pump station equipment, allowing repairs and replacements to be completed proactively before more significant failures occur. The program remains on budget and continues to support reliable operation of the distribution system.

25-06 Meter Vault Upgrades and Replacements
Meter vault installations and upgrades were completed at Fergus Court Apartments, Priory Hospital, Willway School, Sandpiper Condominiums, and Canyon Park Estates. These improvements enhance meter accessibility, worker safety, system reliability, and the accuracy of customer metering.

CONCLUSION

This report provides updates on the operations and major capital projects for the Juan de Fuca Water Distribution System. Overall, the system continues to operate reliably, with planned capital and maintenance activities advancing in support of safe, dependable water service for customers.

RECOMMENDATION

There is no recommendation. This report is for information only.

Submitted by:	Shayne Irg, P.Eng., Senior Manager, Water Infrastructure Operations
Concurrence:	Alicia Fraser, P. Eng., General Manager, Infrastructure and Water Services
Concurrence:	Ted Robbins, B. Sc., C. Tech., Chief Administrative Officer

ATTACHMENT(S)

Appendix A: JDF WDS Capital Program – Current Status of Active Projects
Appendix B: JDF WDS Significant Project Locations
Appendix C: JDF WDS 5-Year Capital Plan (2026-2030)

Juan de Fuca Water Distribution System Capital Program – Current Status of Active Projects

Project Number	Project Title	Total Project Budget	2026 Budget	Project Scope and Update
25-01	Water Meter Strategic Plan	$250,000	$150,000	KWL (and subconsultant Diameter) was awarded contract in late 2025, with ongoing work continuing throughout 2026. Final Plan/Report anticipated to be completed in 2026 (or early 2027 pending Commission review).- The project is progressing as planned and remains within the approved budget.
26-01	Pump Station Renewal Program	$20,000,000	$1,200,000	Ongoing program to plan and implement pump station improvements across the water distribution system. Upgrade and replacement packages will be established for prioritized pump stations identified through the Asset Management Plan and Operations input. The Langvista Pump Station Replacement project is currently in the early design stage.
26-02	Storage Tank Renewal Program	$10,000,000	$500,000	Ongoing program to plan and implement storage tank improvements across the water distribution system. In 2026, staff are planning to retain a consultant to develop upgrade/replacement packages for prioritized storage tanks. Priorities have been identified through the Asset Management Plan and Operations input, and the consultant's work will focus on advancing these identified projects through detailed assessment, design, and implementation planning.
18-03	JDF Site Decommissioning Program	$1,320,000	$350,000	Ongoing program to decommission old infrastructure. Peacock Pump Station was decommissioned in 2026.
20-03	AC Pipe Replacement Program	$140,000,000	$4,500,000	On going program to replace aging asbestos cement water mains. Approximately 2.5km of water main has been replaced in 2026 with another 500m planned before the end of the year. Through the RFP process R.F Binnie & Associates has been engaged as the new design consultant for the 2027 program. The program is still on track to have all asbestos cement water mains replaced by 2055. The program is progressing as planned and remains within the approved budget.
21-02	Sooke Road W/M Replacement - VMP to Jacklin	$8,500,000	$7,000,000	Replacement of aged, large diameter water main and smaller diameter AC pipe along Sooke Road from Jacklin Rd to Veterans Memorial Parkway. Design has been finalized and construction is to be tendered fall 2026.

Project Number	Project Title	Total Project Budget	2026 Budget	Project Scope and Update
21-13	SCADA Master Plan Update & Upgrades	$2,500,000	$1,800,000	The SCADA Master Plan upgrade program is focused on replacing all Motorola RTUs with SCADAPack units and updating HMIs to align with the Wastewater system for improved consistency and standardization throughout the Regional and distribution system.
24-02	Hwy 14 Watermain Relocation	$2,000,000	$2,000,000	The Ministry of Transportation and Transit (MOTT) is upgrading a section of Highway 14 in Sooke. Watermain relocations and upgrades will be completed in conjunction with this project. MOTT will deliver the project, while the CRD will fund the watermain upgrades. A Memorandum of Understanding (MOU) between MOTT and the CRD has been finalized. The design is complete, and MOTT anticipates tendering the project in 2026, with construction commencing later that year. Work is expected to be completed in 2027.
25-06	Large Meters & Pressure Control Stations Replacement Program	$5,000,000	$670,000	Ongoing program to upgrade billing meters and pressure control stations nearing or at the end of their service life. The 2026 program has focused on replacing large meter vaults with Stantec engaged through standing offer contract to design the replacement of four vaults. Three replacements have been completed with a fourth planned for later in 2026. For the pressure control station portion of the program, a scope of work is being developed to issue a request for proposal to engage consulting services for design in 2026. Construction for these stations is planned for 2027.
25-07	New Bulk Water Station	$350,000	$350,000	New bulk water station in Metchosin. The new bulk water station in Metchosin is partially funded by the District of Metchosin. Design has been completed, and delivery of the station is expected in September 2026. Installation by CRD crews will follow shortly thereafter. The project is anticipated to be completed by the end of 2026.
Annual Provisional				
17-09	Emergency Main Replacement	$676,000	$110,000	Major main replacement under emergencies. To date in 2026, one watermain break has occurred within the JDF Distribution System.

Project Number	Project Title	Total Project Budget	2026 Budget	Project Scope and Update
17-13	Site Security Upgrades	$273,000	$44,000	Upgrade and replacement of site security infrastructure as required, including fencing, exterior lighting, and related facility security improvements. Work is ongoing throughout 2026 based on operational needs.
17-15	Distribution System Improvements	$3,026,000	$495,000	Unplanned distribution system improvements or decommissioning. Activities completed in 2026 include drainage and asphalt improvements at the Henry Eng Bulk Water Station.
17-16	Hydraulic Model Yearly Update	$444,000	$72,000	Annual hydraulic model update and uni-directional flushing support. Model maintenance activities are ongoing to support operational planning and system performance analysis.
21-03	Hydrant & Flush Replacement, Upgrades and Additions	$1,519,000	$248,000	Upgrade, replacement or installation of flushes and fire hydrants, and fire flow testing. Multiple hydrant and flush assembly replacements have been completed throughout the system, including repairs to hydrants damaged by vehicles.
21-04	Residential Service & Meter Replacement	$21,000,000	$3,000,000	Replacement of residential water meters as highlighted by the 2017 KWL Water Audit report. Year to date, 1,250 meters have been replaced, and Operations remains on track to achieve the 2026 target of 1,750 replacements.
21-05	Pump Station Equipment Replacements	$1,010,000	$165,000	Unplanned pump station repairs and equipment replacement. Routine inspections and preventative maintenance continue to identify deficiencies early, allowing corrective repairs to be completed before more significant failures occur.
21-06	SCADA Equipment Replacement	$673,000	$110,000	Unplanned replacement of SCADA and electrical equipment. Equipment replacements are completed as operational needs are identified.
21-07	Reservoir Equipment Replacement	$673,000	$110,000	Replacement or repairs to components at reservoir sites. Routine inspections and preventative maintenance activities continue to identify and address equipment deficiencies through corrective maintenance.

Project Number	Project Title	Total Project Budget	2026 Budget	Project Scope and Update
21-09	Valve Replacement	$1,343,000	$220,000	Unplanned replacement and repair of isolation and line valves, air valves, and pressure control valves. Nine valves have been replaced year to date to support system reliability and operational flexibility.
Development Cost Change Funded Projects				
21-01	Sooke Henlyn Supply & Distribution Mains	$1,000,000	$1,000,000	This project is developer driven and the installation of watermains are ongoing.
25-02	Throup Road Watermain Installation	$900,000	$860,000	The District of Sooke is currently designing and developing the connector road along Throup Road. As part of the road development, a new watermain will be installed. While the project is being led by the District of Sooke, the watermain component will be funded through CRD Development Cost Charge (DCC) reserves. Memorandum of Understanding (MOU) is currently being reviewed by the District of Sooke.
25-03	VMP Pump Upgrades	$435,000	$200,000	The Veterans Memorial Pump Station currently operates with three pumps. A fourth pump is being added to accommodate future growth and increased system demand. Design is nearing completion, and construction is scheduled to be completed in 2026. The project is progressing as planned and remains within the approved budget.
25-04	Center Mountain	$385,000	$142,000	The Centre Mountain development includes the construction of new water infrastructure, including a storage tank, pump station, pressure control station, and watermains. The CRD has provided ongoing support and coordination for the development throughout 2026.
26-03	Mountain Heights Tank Options Analysis and Pre-Design	$150,000	$150,000	This growth-related project includes the development of a new storage tank facility to accommodate future growth in Sooke and support long-term water system capacity needs. The Water Distribution Engineering & Planning group has initiated preliminary work and background investigations in preparation for the options analysis phase.

Notes:

- Project Numbers are reference to the 2026 Capital Plan.
- The projects listed above are not inclusive of all capital projects currently underway but highlight some critical projects currently in progress.

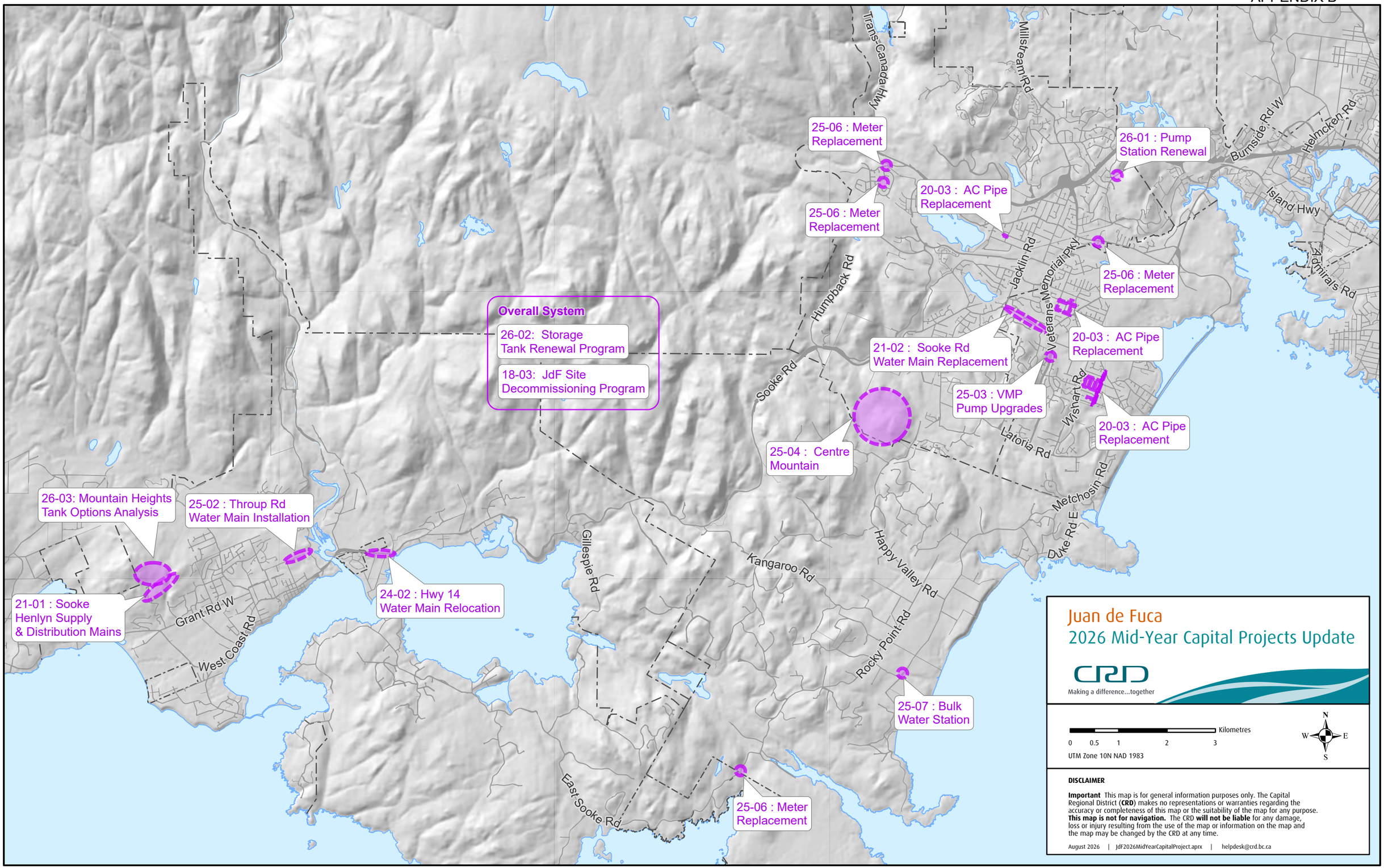
Juan de Fuca
2026 Mid-Year Capital Projects Update
Making a difference...together
Overall System
26-02: Storage Tank Renewal Program
18-03: JdF Site Decommissioning Program
25-06 : Meter Replacement
25-06 : Meter Replacement
20-03 : AC Pipe Replacement
26-01 : Pump Station Renewal
25-06 : Meter Replacement
20-03 : AC Pipe Replacement
21-02 : Sooke Rd Water Main Replacement
25-03 : VMP Pump Upgrades
20-03 : AC Pipe Replacement
25-04 : Centre Mountain
26-03: Mountain Heights Tank Options Analysis
25-02 : Throup Rd Water Main Installation
24-02 : Hwy 14 Water Main Relocation
21-01 : Sooke Henlyn Supply & Distribution Mains
25-07 : Bulk Water Station
25-06 : Meter Replacement
Trans-Canada Hwy
Millstream Rd
Burnside Rd W
Helmcken Rd
Island Hwy
Admirals Rd
Jacklin Rd
Veterans Memorial Pkwy
Humpback Rd
Sooke Rd
Wishart Rd
Latoria Rd
Metchosin Rd
Duke Rd E
Gillespie Rd
Kangaroo Rd
Happy Valley Rd
Rocky Point Rd
Grant Rd W
West Coast Rd
East Sooke Rd
Kilometres
0 0.5 1 2 3
UTM Zone 10N NAD 1983
N
W
E
S
DISCLAIMER
Important This map is for general information purposes only. The Capital Regional District (CRD) makes no representations or warranties regarding the accuracy or completeness of this map or the suitability of the map for any purpose. This map is not for navigation. The CRD will not be liable for any damage, loss or injury resulting from the use of the map or information on the map and the map may be changed by the CRD at any time.
August 2026 | JdF2026MidYearCapitalProject.aprx | helpdesk@crd.bc.ca

CAPITAL REGIONAL DISTRICT

5 YEAR CAPITAL PLAN

2026 - 2030

Service #: 2.680

Service Name: JDF Water Distribution

PROJECT DESCRIPTION				PROJECT BUDGET & SCHEDULE									
Project Number	Capital Expenditure Type	Capital Project Title	Capital Project Description	Total Project Budget	Asset Class	Funding Source	Carryforward from 2025	2026	2027	2028	2029	2030	5 - Year Total
INFRASTRUCTURE ENGINEERING AND OPERATIONS													
Planning													
16-03	Renewal	Asset Management Plan	Combine past studies to plan out future capital expenditures.	$ 120,000	S	WU	$ 88,000	$ 88,000	$ -	$ -	$ -	$ -	$ 88,000
21-14	Renewal	Fire Storage Analysis	Assess and update the fire flow upgrade program to inform future capital works.	$ 400,000	S	WU	$ 43,000	$ 43,000	$ -	$ -	$ -	$ -	$ 43,000
25-01	Study	Water Meter Strategic Plan	Review of the exisiting meter program and strategic planning including replacement vs repair cost benefit analysis, review of meter technologies, implementation phasing and short term and long term planning.	$ 250,000	S	WU	$ 190,000	$ 240,000	$ -	$ -	$ -	$ -	$ 240,000
Capital													
26-01	**Renewal**	**Pump Station Renewal Program**	**Ongoing pump station upgrade program to address upgrades aligned with 2025 Asset Management Plan and Condition Assessments. Will be updated in future years to align with AMP planning results.**	**$ 20,000,000**	**S**	**WU**	**$ -**	**$ 1,200,000**	**$ 4,200,000**	**$ 4,200,000**	**$ 4,200,000**	**$ 4,200,000**	**$ 18,000,000**
26-02	**Renewal**	**Storage Tank Renewal Program**	**Ongoing storage tank upgrade program to address upgrades aligned with 2025 Asset Management Plan and Condition Assessments. Will be updated in future years to align with AMP planning results.**	**$ 10,000,000**	**S**	**WU**	**$ -**	**$ 500,000**	**$ 2,000,000**	**$ 2,000,000**	**$ 2,000,000**	**$ 2,000,000**	**$ 8,500,000**
18-03	Renewal	JDF Site Decommissioning Program	Decommissioning of facilities that are no longer in use based on preliminary work from Annual Provisional	$ 1,320,000	S	WU	$ 430,000	$ 430,000	$ 80,000	$ 90,000	$ 100,000	$ 100,000	$ 800,000
18-06	New	Post Disaster Emergency Water Distribution	Determine and supply response equipment for disaster response.	$ 600,000	S	WU	$ 192,000	$ 242,000	$ 50,000	$ 50,000	$ 50,000	$ 50,000	$ 442,000
20-03	Replacement	AC Pipe Replacement Program	Replacement of aging asbestos cement pipe year over year as outlined in the May 2023 staff report. Replacement is expected to be phased until 2055 to replace all AC pipe in the distribution network.	$ 140,000,000	S	WU	$ 935,000	$ 4,535,000	$ 3,800,000	$ 4,000,000	$ 4,200,000	$ 4,300,000	$ 20,835,000
21-02	Replacement	Sooke Road W/M Replacement - VMP to Jacklin	Replacement of aged, large diameter water main and smaller diameter AC from Jacklin Rd to VMP. 1,100m of 600mm Pipe - VMP to Jacklin as well as the asbestos cement distribution main along the same alignment.	$ 8,500,000	S	WU	$ 255,000	$ 7,055,000	$ 1,250,000	$ -	$ -	$ -	$ 8,305,000
21-13	Replacement	SCADA Master Plan Update & Upgrades	Update the SCADA Master Plan in conjunction with the RWS, Saanich Peninsula and Core Area infrastructure.	$ 2,500,000	S	WU	$ 1,970,000	$ 1,970,000	$ 300,000	$ -	$ -	$ -	$ 2,270,000
22-02	New	Microwave Radio Upgrades	Installation of high-bandwidth microwave radio infrastructure to accommodate CRD infrastructure	$ 750,000	S	WU	$ 338,000	$ 338,000	$ 100,000	$ 100,000	$ 100,000	$ -	$ 638,000
24-02	New	Hwy 14 Watermain Relocation	Relocation of CRD watermain in MOTT right of way. Project work to be bundled within MOTT's project.	$ 2,000,000	S	WU	$ 2,000,000	$ 2,000,000	$ -	$ -	$ -	$ -	$ 2,000,000
25-06	Replacement	Large Meters & Pressure Control Stations Replacement Program	Ongoing program to upgrade billing meters and pressure control stations, including chambers as required.	$ 5,000,000	S	WU	$ 280,000	**$ 930,000**	$ 750,000	$ 750,000	$ 800,000	$ 800,000	$ 4,030,000
25-07	New	New Bulk Water Station	Bulk Water Station for Metchosin, partially funded by Metchosin.	$ 350,000	S	Other	$ 50,000	$ 50,000	$ -	$ -	$ -		$ 50,000
25-07	New	New Bulk Water Station	Bulk Water Station for Metchosin, partially funded by Metchosin.	$ -	S	WU	$ -	$ 175,000	$ -	$ -	$ -		$ 175,000
Sub-Total System Infrastructure Engineering and Operations				**$ 191,790,000**			**$ 6,771,000**	**$ 19,796,000**	**$ 12,530,000**	**$ 11,190,000**	**$ 11,450,000**	**$ 11,450,000**	**$ 66,416,000**
CORPORATE ASSET AND MAINTENANCE MANAGEMENT (CAMM)													
16-06	Replacement	Vehicle & equipment replacement (funding from replacement fund)	Vehicle and equipment replacement.	$ 3,914,000	V	ERF	$ 678,508	$ 774,000	$ 710,000	$ 750,000	$ 250,000	$ -	$ 2,484,000
Sub-Total CAMM				**$ 3,914,000**			**$ 678,508**	**$ 774,000**	**$ 710,000**	**$ 750,000**	**$ 250,000**	**$ -**	**$ 2,484,000**

Service #: 2.680

Service Name: JDF Water Distribution

PROJECT DESCRIPTION				PROJECT BUDGET & SCHEDULE									
Project Number	Capital Expenditure Type	Capital Project Title	Capital Project Description	Total Project Budget	Asset Class	Funding Source	Carryforward from 2025	2026	2027	2028	2029	2030	5 - Year Total
ANNUAL PROVISIONAL ITEMS													
17-09	Replacement	Emergency Main Replacement	Major main replacement under emergencies.	$ 676,000	S	WU		$ 110,000	$ 121,000	$ 134,000	$ 148,000	$ 163,000	$ 676,000
17-13	New	Site Security Upgrades	Upgrading and replacement of security systems for sites as required.	$ 273,000	S	WU		$ 44,000	$ 49,000	$ 54,000	$ 60,000	$ 66,000	$ 273,000
17-15	Renewal	Distribution System Improvements	Unplanned distribution system improvements or decommissioning.	$ 3,026,000	S	WU		$ 495,000	$ 545,000	$ 600,000	$ 660,000	$ 726,000	$ 3,026,000
17-16	New	Hydraulic Model Yearly Update	Annual hydraulic model update and uni-directional flushing support.	$ 444,000	S	WU		$ 72,000	$ 80,000	$ 88,000	$ 97,000	$ 107,000	$ 444,000
21-03	Replacement	Hydrant & Flush Replacement, Upgrades and Additions	Upgrade, replacement or installation of flushes and fire hydrants, and fire flow testing.	$ 1,519,000	S	WU		$ 248,000	$ 273,000	$ 301,000	$ 332,000	$ 365,000	$ 1,519,000
21-04	Replacement	Residential Service & Meter Replacement	Replacement of residential water meters as highlighted by the 2017 KWL Water Audit report.	**$ 21,000,000**	S	WU		**$ 3,000,000**	**$ 4,200,000**	**$ 4,400,000**	**$ 4,600,000**	**$ 4,800,000**	$ 21,000,000
21-05	Replacement	Pump Station Equipment Replacements	Unplanned pump station repairs and equipment replacement	$ 1,010,000	S	WU		$ 165,000	$ 182,000	$ 201,000	$ 222,000	$ 240,000	$ 1,010,000
21-06	Replacement	SCADA Equipment Replacement	Unplanned replacement of SCADA and electrical equipment.	$ 673,000	S	WU		$ 110,000	$ 121,000	$ 134,000	$ 148,000	$ 160,000	$ 673,000
21-07	Renewal	Reservoir Equipment Replacement	Replacement or repairs to components at reservoir sites.	$ 673,000	S	WU		$ 110,000	$ 121,000	$ 134,000	$ 148,000	$ 160,000	$ 673,000
21-09	Replacement	Valve Replacement	Unplanned replacement and repair of isolation and line valves, air valves, and pressure control valves.	$ 1,343,000	S	WU		$ 220,000	$ 242,000	$ 267,000	$ 294,000	$ 320,000	$ 1,343,000
Sub-Total for Annual Provisional Items				**$ 30,637,000**			**$ -**	**$ 4,574,000**	**$ 5,934,000**	**$ 6,313,000**	**$ 6,709,000**	**$ 7,107,000**	**$ 30,637,000**
DEVELOPMENT COST CHARGE (DCC)													
16-07	New	Update DCC Bylaw (Comprehensive Update in 2028)	Planned update of the DCC Bylaw.	$ 325,000	S	Res	$ 5,000	$ 35,000	$ 30,000	$ 200,000	$ 30,000	$ 30,000	$ 325,000
21-01	New	Sooke Henlyn Supply & Distribution Mains	Construction of water mains based upon development predictions from the Helgesen Pump Station westwards.	$ 1,000,000	S	Res	$ 1,000,000	$ 1,000,000	$ -	$ -	$ -	$ -	$ 1,000,000
25-02	New	Throup Road Watermain Installation	Future budget to install new watermain along Throup Road when District of Sooke completes connector road.	$ 900,000	S	Res	$ 50,000	$ 900,000	$ -	$ -	$ -	$ -	$ 900,000
25-03	New	VMP Pump Upgrades	The increased required capacity at the VMP pump station is driven by the high growth demands expected in the HGL 172 m zone.	$ 435,000	S	Res	$ 200,000	$ 200,000	$ -	$ -	$ -	$ -	$ 200,000
25-04	New	Center Mountain	CRD project administation fee as calculated in the 2024 DCC program update	$ 385,000	S	Res	$ 63,000	$ 140,000	$ 77,000	$ 77,000	$ 77,000	$ -	$ 371,000
26-03	**New**	**Mountain Heights Tank Options Analysis and Pre-Design**	**Pre-design effort for new Mountain Heights Tank(s), PS, and piping based on the 2025 DCC Program update. Includes analysis for options (sites, locations, required land acquisitions/SRWs, timing etc.) and establishment of next steps.**	**$ 150,000**	**S**	**Res**	**$ -**	**$ 150,000**	**$ -**	**$ -**	**$ -**	**$ -**	**$ 150,000**
Sub-Total for Development Cost Charges (DCC)				**$ 3,195,000**			**$ 1,318,000**	**$ 2,425,000**	**$ 107,000**	**$ 277,000**	**$ 107,000**	**$ 30,000**	**$ 2,946,000**
			Grand Total	**$ 229,536,000**			**$ 8,767,508**	**$ 27,569,000**	**$ 19,281,000**	**$ 18,530,000**	**$ 18,516,000**	**$ 18,587,000**	**$ 102,483,000**