

Climate Action Strategy

Renewing climate action for a more affordable and resilient region.

2026-2030



June 2026

Making a difference...together

Territorial Acknowledgement

The CRD conducts its business within the Territories of many First Nations, including but not limited to BOḰEĆEN (Pauquachin), MÁLEXEŁ (Malahat), paa?čiid?atx̣ (Pacheedaht), Spune'luxutth (Penelekut), Sc'ianew (Beecher Bay), Songhees, SŦÁUTW_ (Tsawout), T'Sou-ke, WJOŁEŁP (Tsartlip), W̱SIḴEM (Tseycum), and xʷsepsum (Esquimalt) Nations, all of whom have a long-standing relationship with the land and waters from time immemorial that continues to this day.



Front and back cover:
Aerial view of the Gorge Waterway



Hiking at Sooke Wilderness Trail

Table of Contents

Executive Summary 4

Introduction 5

Background 5

A Renewed Climate Action Strategy 5

Climate Action at the CRD 6

What is Climate Action? 6

CRD Climate Action and Adaptation Service 7

Climate Action across the CRD 7

Role of the CRD in Climate Action 8

Climate Action Progress (2021-2025) 8

The 2026-2030 Climate Action Strategy 9

Guiding Framework: Vision, Principles, Goals, and Targets 9

Meeting the Moment 10

Lessons from the CleanBC Review 10

A More Affordable, Resilient Region 10

Taking Action 12

Mitigation Approach 12

Adaptation Approach 14

Key Actions for 2026-2030 15

Actions Overview 17

Implementation Timeline 19

Outcomes, Indicators, and Reporting 19

Appendix A: Guiding Framework 20

Appendix B: Regional Climate Action Data and Outlook 22

Appendix C: Regional and Municipal GHG Emissions 26

Appendix D: 2026-2030 Actions 28

Appendix E: Four Plans in One 33

Appendix F: Proposed Outcomes and Indicators of Success 35

Appendix G: Climate Budget 39

Appendix H: Engagement Summary 41

Executive Summary

The Capital Regional District (CRD) is an important leader of regional climate action, and this strategy renews the CRD's role, approach, and proposed actions to continue and accelerate climate action from 2026 to 2030. By working together with municipalities, electoral areas, First Nations, organizations, residents and businesses across the region, the CRD can create a cleaner, more resilient, affordable and livable capital region.

There have been significant changes to the climate policy context since 2021, and the climate crisis has directly impacted the region in recent years. This renewed strategy takes lessons from recent policy research to inform a pragmatic approach to energy security and climate action in today's context, and will make it easier and more affordable for residents to heat their homes and get around, while helping communities to avoid expensive repairs and recovery from climate hazards. It focuses on accelerating progress in the sectors with the greatest emissions reduction potential—buildings and transportation—while strengthening climate resilience across the region.

To emphasize how the CRD contributes to climate action, this renewed strategy groups actions into four roles: to deliver, coordinate, invest in, and plan the infrastructure and programs that enable people across the region to succeed in taking climate action with a combination of continuing and new initiatives.

Continuing high-impact actions include providing climate data and mapping for the region, mobilizing public climate action, providing the building benchmarking program for large existing buildings, convening climate action among municipalities, electoral areas, and First Nations, and installing regional public electric vehicle charging infrastructure.

New high-impact actions that position the CRD to accelerate climate action include increasing the uptake of low-carbon home retrofits such as heat pumps, advocating for expanded support and authority for local government climate action, unlocking opportunities to generate renewable energy from CRD facilities and infrastructure, expanding and improving low-carbon mobility options through the newly established transportation service, and embedding climate resilience into the planning and design of core services.

The implementation timeline provides an overall picture of when planned actions will likely unfold in the coming years, while leaving space for actions to grow and evolve in response to new opportunities and contexts. Reporting on climate progress will add outcomes and impacts as new indicators of success rather than only activity, and reporting will be reviewed and refined annually, beginning in 2027.

The renewed strategy is completed by a series of appendices full of supporting details including: guiding principles (Appendix A); regional, municipal and electoral area emissions inventories (Appendix B and C); full descriptions of each action (Appendix D); indicators (Appendix F); the climate budget (Appendix G); and a summary of the engagement that supported the development of the strategy (Appendix H). Together these resources provide a reference that will serve as a foundation and guide for climate action at the CRD and across the region in the coming years.

Introduction

Background

Addressing climate change is one of the defining issues of the twenty-first century, and how we respond will shape the capital region for generations to come. Climate hazards like extreme heat and rainfall disrupt our lives and livelihoods more often with each decade, while regional ecosystems are under increasing stress. Volatility in the costs of fossil fuels strain household budgets and business plans, while our buildings and vehicles continue to emit climate-changing greenhouse gases (GHGs) every day. Without thoughtful and coordinated action, the costs of climate change to the capital region will continue to mount.

The region has made important progress in responding to climate change in recent years. Municipalities across the region have installed public electric vehicle (EV) chargers and bike lanes, adopted zero carbon codes for new buildings, and supported building and homeowners with retrofits, alongside many other programs. They have also started adapting to climate change by studying hazards, planning for long-term changes, and expanding green spaces that help manage rainwater and extreme heat.

Residents and businesses have continued to switch to electric vehicles and cycling, reducing emissions from on-road transportation in the region 22% below 2007 levels. They have retrofitted away from natural gas and heating oil to electric heat pumps, reducing emissions from buildings in the region 16% below 2007 levels. In a growing region, overall per-capita emissions are down by 30% from 2007.

Climate Emergency Declaration

At its February 13, 2019 meeting, the Capital Regional District Board unanimously passed a motion to declare a climate emergency and assume a leadership role to work towards achieving the Board's climate goals in the region. This renewed Climate Action Strategy is our plan to help the region achieve those goals.

Addressing climate change also presents an opportunity to create a more efficient, resilient, and affordable region. E-bikes and electric vehicles can save thousands of dollars a year on transportation costs, and efficient electric heat pumps can heat homes and buildings for less than the cost of a gas appliance, while providing summertime cooling. Every dollar invested in preparing infrastructure for climate change saves $10-15 over its lifetime.[1]

Prioritizing nature in climate adaptation can also advance reconciliation, improve quality of life, and increase interconnection with other species and the land.



A Renewed Climate Action Strategy

The Capital Regional District (CRD), through the Climate Action and Adaptation Service and guided by the Climate Action Strategy (2021), has been an important leader of regional climate action. This 2026 strategy outlines the CRD's role, approach, and proposed actions for 2026-2030.

By working together with all levels of government, First Nations, utilities, organizations and community groups, and residents and businesses across the region, we can create a cleaner, more resilient, affordable, and livable capital region.

[1] Canadian Climate Institute, Damage Control: Reducing Climate Impacts. Retrieved from: https://climateinstitute.ca/reports/damage-control/










Climate Action at the CRD

What is Climate Action?

Climate action is any effort taken to address climate change and lessen its negative impacts. Climate action usually involves two main concepts that can sometimes overlap:

Climate Mitigation – involves reducing or preventing the emission of GHGs into the atmosphere, such as switching from a gas powered car to an electric one.

Climate Adaptation – is the process of adjusting to the current and future effects of climate change, such as restoring a wetland to help protect against flooding.

Many examples of climate action contribute to both climate mitigation and adaptation. For example, switching from a natural gas furnace to an electric heat pump avoids GHG emissions when heating a home, and also offers cooling to protect from extreme summer heat.

CRD Climate Action and Adaptation Service

Climate action at the CRD is led by the Climate Action and Adaptation Service, a regional service established under Bylaw 3510 in 2009. The Service acts as both a resource and a coordinator for municipalities, citizens and organizations in the capital region interested in taking climate action. This includes the following responsibilities:

- Monitoring and reporting on energy consumption and GHG emissions;
- Collaboration and cooperation with member municipalities on climate action and adaptation; and,
- Information dissemination and public education.

Climate Action Across the CRD

The CRD has over 200 services, infrastructure and financing agreements with municipalities and electoral areas to deliver services at the regional, sub-regional, and local levels, including regional water supply, solid waste management, regional parks, and more. Climate action is embedded across the CRD's more than 200 services and their operations, and this strategy has important connections with other CRD strategic plans, including the Regional Parks Strategic Plan, Regional Water Supply Strategic Plan, Solid Waste Management Plan, Regional Transportation Plan, Regional Growth Strategy, Regional Emergency Management Partnership Strategic Plan, and others.

To improve focus and avoid duplication, this strategy does not cover an exhaustive list of all climate-related activities across all services. It instead focuses on the highest priority actions the CRD can take, led by the Climate Action and Adaptation Service and in coordination with other services.



From Waste to Renewable Energy

The Hartland RNG Facility captures landfill gas produced by decomposing waste and transforms it into Renewable Natural Gas. That gas is then injected directly into the natural gas system, where it helps heat homes and businesses and fuel vehicles across the region with renewable energy. Landfills are among the largest sources of greenhouse gas emissions in most communities, and capturing and repurposing this gas is one of the most meaningful actions the CRD can take to reduce its carbon footprint and support a cleaner future.

Renewable Natural Gas Facility at Hartland Landfill

Role of the CRD in Climate Action

The CRD plays a critical role in climate action in the region: to deliver, coordinate, invest in, and plan the infrastructure and programs that enable residents, businesses, and municipalities to achieve emissions reductions and improve climate resilience. As a regional government, the CRD can coordinate and support action that municipalities or residents can't achieve on their own, including actions that are more efficiently delivered on a regional scale.

To emphasize how the CRD can contribute to climate action, this strategy groups actions into four roles:

- Deliver climate data, programs, outreach, and monitoring and reporting that municipalities and others across the region need to effectively address climate change.
- Coordinate a regional approach to policies, initiatives, and resources with municipalities, First Nations and other regional actors.
- Invest in low carbon and resilient regional infrastructure, either directly or through grants.
- Plan for complete, low carbon communities, healthy ecosystems, and a changing climate.



The CRD's Jurisdiction

Local governments have some authorities delegated from the Province, such as land use, administration of building codes, streets and roads, solid waste, and others.
Regional governments have little direct authority and primarily provide services to local governments in the region (except in electoral areas, where they are the local government).

Climate Action Progress (2021-2025)

Climate action has been a CRD Board priority since 2009, when the Climate Action and Adaptation Service was first established. Work to operationalize climate action as part of CRD programs and mandates has increased over time, highlighted by the Board's declaration of a climate emergency in early 2019. CRD staff across multiple services—in collaboration with municipalities—have made continual progress on the Climate Action Strategy since it was approved in 2021, with 85% of the original 126 sub-actions now complete or operationalized by 2025, including notable initiatives such as establishing a new Regional Transportation Service, and becoming the first regional government to adopt Zero Carbon Step Code (ZCSC) in electoral areas.

Appendix B includes a short list of significant highlights from the past five years, representing a small fraction of the many climate actions completed since 2021.

The 2026-2030 Climate Action Strategy

Guiding Framework: Vision, Principles, Goals, and Targets

The guiding framework establishes the vision, principles, goals and targets that guide climate action at the CRD. They inform the actions and how they will be implemented throughout the life of the strategy. These continue from the previous strategy and have been updated to align with the regional growth strategy, use plain language, and clearly reflect the CRD's commitment to reducing community-wide GHG emissions. The full vision, principles, goals, and targets are included in Appendix A, and a summary of engagement with internal CRD staff, municipal staff and elected officials, First Nations, and community climate organizations is detailed in Appendix H.

Equity and Climate Action

Climate change is not just an environmental issue, but a social, economic, and political one. It is the people most marginalized and least responsible for climate change—and often with the least influence in decision making—that often bear the greatest impacts. In the 2021 heat dome in BC, 7.3% of deaths were from the top quintile (least deprived), while 33% of deaths were from the bottom quintile (most deprived). Applying an equity lens to climate action means seeing those most burdened by climate change and considering who benefits from climate action. It is an essential role of all orders of government - including the CRD - to ensure an equity lens is applied to relevant projects and programs.

For example, financial supports can be income-tested to ensure public resources are directed to those who most need them to take action, and climate adaptation programs can be tailored to support those at highest risk from climate hazards. It can also mean considering how climate action supports are distributed across the capital region and ensure it is inclusive and effective across all communities, from urban to rural and everything in between.



Family looks at their home through a thermal camera to detect insulation gaps.

Meeting the Moment

There have been significant changes to the climate policy context since 2021, from the federal and provincial shifts on carbon taxes, EV mandates, and rebates, to the deepening housing and cost-of-living crisis, economic uncertainty from American tariffs, and high variability of fossil fuel costs on the global market.

The climate crisis has also directly impacted the region in recent years. In 2021 alone, the heat dome caused 24 deaths in Greater Victoria, while the November atmospheric river closed the Malahat highway, causing severe disruptions to travel and fuel deliveries to the region.

Faced with these growing challenges, it is more important than ever that we prepare for a changing climate and do our part to rapidly reduce GHG emissions. Changing how we use energy and adapting our region can address these challenges head-on.

Lessons from the CleanBC Review

Climate action in British Columbia (BC) is largely enabled and constrained by provincial legislation and jurisdiction. The Province's November 2025 CleanBC Independent Review[2] noted that the provincial climate strategy (CleanBC) was generally found to be working, while making several recommendations for a pragmatic approach to energy security and climate action in today's context.

The review's recommendations also guided the renewal of this strategy, in particular the recommendations to accelerate electrification, make it easier for residents to cut energy bills and GHGs, deepen partnerships with First Nations and local governments, and focus on delivering effective, achievable and fiscally responsible outcomes.

"For citizens and businesses, the clean choice must be the easy choice: They need affordable access to efficient technologies like heat pumps and EVs, and support for energy upgrades that cut both climate pollution and energy bills." *- CleanBC Independent Review, Page 9*

A More Affordable, Resilient Region

Regional climate action can make it easier and more affordable for residents to heat their homes and get around, while helping communities to avoid expensive repairs and recovery from climate hazards.

In BC, a fully electric home using efficient electric heat pumps and EVs can save over $500 every month in gas and utility bills. These are popular solutions with Canadians who have them—in a recent survey of 3,800 Canadians, 92% of BC respondents said they would recommend a heat pump to friends and neighbours, and nine in ten Canadian EV drivers said they would buy an EV again[3]. As federal EV rebates returned in February 2026, EV sales in BC reached nearly 18.6%, or nearly one in five new cars sold[4], and as of 2024 EVs represented 4.6% of all registered vehicles in the capital region.



Heat pump outside family home

[2] Rising to the Moment – Final Report of the CleanBC Independent Review Panel, 2025. Retrieved from: https://engage.gov.bc.ca/app/uploads/sites/121/2025/11/CleanBC-Independent-Review-Final-Report-November-2025.pdf

[3] Back in the Race, Clean Energy Canada, 2026. Retrieved from: https://cleanenergycanada.org/wp-content/uploads/2026/04/Report_MyCleanBill2026_V7.pdf

[4] Business in Vancouver, April 2026. Retrieved from: https://www.biv.com/news/transportation/bc-zev-sales-surge-36-per-cent-in-february-as-federal-rebates-return-12153090

Electricity prices in BC are also more stable and predictable than fossil fuels, with the cost of natural gas rising 17.5% in 2025 and 11.1% in 2026, compared to 3.75% for BC Hydro in each of those years[5].



*Figure 1: A fully-electrified home in BC can save over $500/ month - (Based on figure from Clean Energy Canada, **Back in the Race,** 2026, p13)*

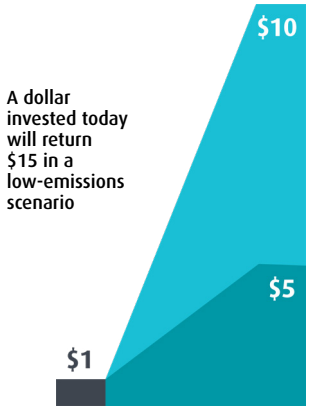

*Figure 2: Proactive climate adaptation measures generate $5 of direct benefits and $10 of economy-wide benefits for every $1 spent - (Based on figure from Canadian Climate Institute, **Damage Control**, 2022, p15)*

Preparing for climate change now will pay dividends in avoided costs to residents, businesses, and governments. In 2021, severe flooding in southern BC from multiple atmospheric rivers resulted in massive damages, with initial estimates of insured losses at $450 million and broader estimates reaching billions in damages. On a national scale, climate change impacts are projected to cost Canada's economy $140 billion in economic losses by 2050[6]. By contrast, every dollar spent today on climate adaptation can avoid up to $15 in future costs when considering both direct costs from repairing damaged infrastructure and indirect costs to the economy from disruptions such as road delays[7]. Managing and restoring natural assets to better protect communities and infrastructure can also have significant and valuable health, ecosystem, economic, and cultural co-benefits.

Taking climate action as a region will reduce costs and improve long-term affordability for residents and communities now, and for decades to come.



Cyclists in bike lane next to bus

[5] BC Building Electrification Roadmap, 2026. Retrieved from: https://engage.gov.bc.ca/app/uploads/sites/121/2025/11/CleanBC-Independent-Review-Final-Report-November-2025.pdf

[6] The Cost of Doing Nothing, ICLEI Canada, 2022. Retrieved from: https://icleicanada.org/wp-content/uploads/2022/11/CODN-Primer.pdf

[7] Damage Control, Canadian Climate Institute, 2022. Retrieved from: https://climateinstitute.ca/wp-content/uploads/2022/09/Damage-Control_-EN_0927.pdf

Taking Action

Achieving a more affordable, resilient region requires undertaking climate action both by reducing emissions (mitigation) and adapting to the already changing climate. By combining both mitigation and adaptation approaches to climate action the CRD can maximize impact and benefits across the region using the resources available. Appendix B provides more details on the current emissions profile and anticipated climate projections for the region. Appendix C provides a summary of 2024 municipal absolute emissions and current targets.

Mitigation Approach

The CRD and local governments across the region can make it easier for residents and businesses to reduce their emissions and energy bills. This strategy focuses on putting in place the infrastructure and programs necessary to accelerate the transitions already underway and where the impact is largest, such as the increasing adoption of electric heat pumps, EVs, e-mobility and public transit *(see Actions 1.4, 3.6, and 4.2 respectively, Appendix D).*

As climate solutions become more popular and widely-used, and as friends and neighbours share their experience, the transition can accelerate, meaning well-designed and targeted programs can have an out-sized impact over time.

The CleanBC Independent review panel heard that carefully designed consumer rebates can play a critical role in accelerating adoption of clean solutions. The review emphasizes the importance of rebates and other supports to heat pump adoption, notes the Province's income-tested e-bike rebate program generated new (marginal) e-bike purchases and displaced vehicle use, and that rebates can be funded by recycling revenues from EV charging and carbon credits into climate programs. The review notes that fast and reliable public EV charging can alleviate challenges for EV owners, meaning more public EV charging can accelerate the transition.

This strategy also includes advocating for more support for climate action from other levels of government, and expanding local government authorities *(see Action 2.5, Appendix D).* Local governments in the region have a proven track record of leadership on climate action when given the authority, as proven by wide-spread adoption of the highest level of the Zero Carbon Step Code for new buildings. This model could be replicated for existing buildings with Building Performance Standards, which could build off of the recently launched CRD Building Benchmarking Program, and regulatory authority could compliment other actions to greatly contribute to emissions reductions in the region.



CRD Fleet of light duty electric vehicles parked at their chargers

Taking action to reduce emissions from buildings and light-duty vehicles focuses action on the areas of largest potential, as these are the two largest sources of emissions in the region. Modelling of emissions reductions shows how nearly eliminating emissions from light-duty vehicles and significantly reducing emissions from buildings has the potential to approach the region's ambitious emissions reduction targets. More details on regional and corporate emissions are included in Appendix B.

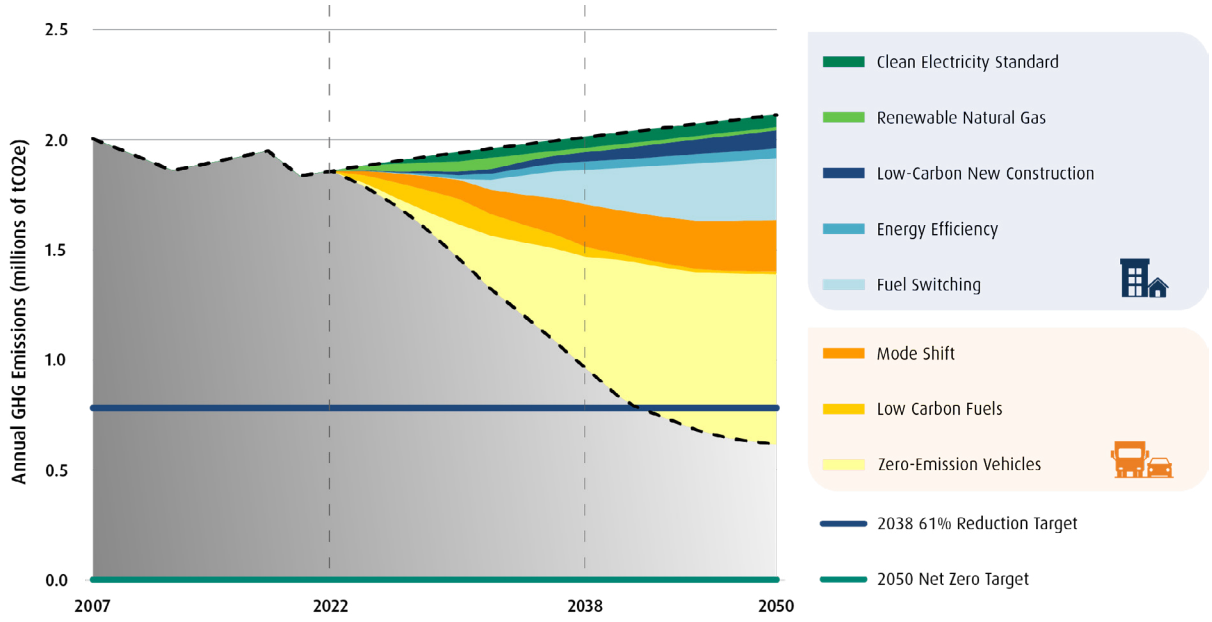

Figure 3: Significant emissions reductions from buildings and vehicles approach regional emissions targets



Coordination with Others:

The success of climate action in the capital region depends on the collaboration and coordination of a diverse range of organizations, including First Nations, utilities, municipal governments, provincial and federal authorities, and community and non-profit organizations. The CRD plays an important role in coordination among these organizations to identify gaps and opportunities, avoid duplication, optimize available resources, and enhance the region's collective capacity for climate action.

Climate community groups listen to a presentation from PEPAKEN HÁUTW - CRD Community Climate Gathering, 2025

Adaptation Approach

Climate action is closely linked with emergency management through climate adaptation and disaster risk reduction, and this creates an opportunity for ongoing collaboration on shared concerns between two important CRD services, as shown in the figure below.

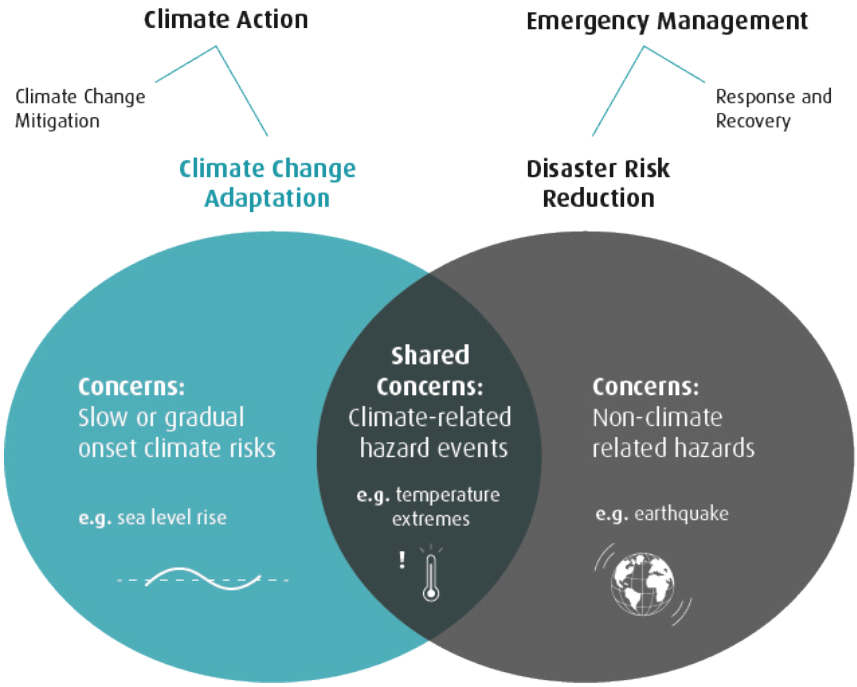

Figure 4: Climate Adaptation and Disaster Risk Reduction

Climate adaptation is also closely linked to protection and restoration of healthy ecosystems. Restoring ecosystems is often the most cost-effective long-term approach to increasing resilience, and can also put into practice principles — including those heard during engagement with First Nations—of reconciliation, interconnectedness, reciprocity, and respect for the rights of others.

The CRD plays a coordination role in adaptation efforts in the region by leveraging data, providing training, managing critical infrastructure and services, and convening and supporting municipalities, electoral areas, and regional interest holders *(see Actions 2.1, and 2.3 Appendix D).* While many adaptation measures are already embedded in CRD operations, there are opportunities to strengthen these efforts in the coming years *(see Actions 3.4, and 4.3, Appendix D).*



Malahat washout during November 2021 extreme rain event (Credit: Emcon Services Inc.)

Key Actions for 2026-2030

The CRD will advance climate action in the coming years with a combination of continuing programs and focused new initiatives. For full descriptions with examples of the kinds of initiatives and activities included in each action and other information about the actions, refer to the table in Appendix D.

This strategy combines four plans in one, including community and corporate-oriented actions for both mitigation and adaptation, as well as actions that are cross-cutting and touch on all these areas of influence and practice. For a table listing actions organized by the four areas of influence and practice, refer to Appendix E.

Continuing **high-impact** initiatives include:

Providing climate data and mapping for the region (Action 1.1)	Providing regional GHG inventories, climate projections, and other data is foundational to the CRD Climate Action and Adaptation Service and climate action across the region, and is highly valued by municipalities.
Mobilizing public climate action (Action 1.2)	Supporting, mobilizing, and empowering the public to take climate action is also essential to the CRD Climate Action and Adaptation Service and climate action across the region, and creates the opportunity to support other CRD goals such as waste reduction, water conservation and emergency preparedness, while climate leadership training in schools grows the next generation of climate leaders across the region.
Providing the building benchmarking program for large existing buildings (Action 1.3)	This recently launched program enables large building owners and managers to understand their energy use, receive support on how to save energy and money, and facilitates compliance with local energy reporting bylaws. It is a critical step in reducing emissions from large existing buildings, and could be expanded in the future to include reduction requirements (i.e. Building Performance Standards) if that authority were provided to local governments.
Convening climate action among municipalities, electoral areas, and First Nations (Action 2.1)	This is also a core action of the Climate Action and Adaptation Service and is critical to regional collaboration on climate policy, programs, planning, grant applications, research, and other initiatives among municipalities, electoral areas, and First Nations. It is highly valued by member municipalities and a model for other regions.
Installing regional public electric vehicle charging infrastructure (Action 3.6)	Expanding access to public EV charging infrastructure is one of the most important actions governments can take to accelerate EV adoption. This flagship CRD climate action program makes use of a large grant from the federal government and has already installed over 164 public EV chargers across the capital region in collaboration with municipalities, with hundreds more to be installed in coming years.

These continuing, high-impact actions are critical to supporting long-term climate action success, and are highlighted with a icon in this strategy.

This strategy also introduces **new actions** that advance multiple high-impact initiatives. These include:

Accelerating the uptake of low-carbon retrofits, such as heat pumps (Action 1.4):	Continuing and accelerating low-carbon retrofits of existing homes and buildings is critical to rapidly reducing emissions in the region. This action will identify and implement initiatives to accelerate energy efficiency and heat pump retrofits, such as by enhancing the CRD's Home Energy Navigator program that provides free concierge support, offering targeted incentives or other financial supports, or supporting other ways to accelerate heat pump retrofits across the region.
Advocating for climate action and expanded local government authority with other levels of government (Action 2.5):	Support from other levels of government is critical to climate action in the region, and expanding local government authority would enable regulation to compliment other actions to reduce emissions. This action will facilitate advocacy and engagement by staff and elected officials with other levels of government, utilities, and others for stronger climate action and more supports, as well as expanded authority for local governments to regulate emissions from existing buildings.
Unlocking opportunities for energy recovery and renewable energy generation across CRD infrastructure (Action 3.2):	This action will explore and prioritize energy recovery and utilization within CRD's wastewater and solid waste infrastructure, including biogas capture and use, renewable natural gas production, as well as hydraulic turbines, heat recovery, solar energy and energy storage where feasible.
Expanding and improving low-carbon mobility options through the newly established transportation service (Action 4.2):	Transportation is the largest source of emissions in the region, and an important opportunity to improve regional affordability, livability, and resilience while reducing emissions. This action groups transportation actions together to facilitate collaboration with the Regional Transportation Service, and includes developing a new Regional Transportation Plan to establish a regional multi-modal network (RMMN), continuing existing transportation programs, and exploring ways to support e-mobility, such as through a new rebate program.
Embedding climate resilience into the planning and design of core services (Actions 3.4 and 4.3):	Preparing infrastructure for climate change is critical to maintaining regional services and avoiding costly repairs. These actions will integrate climate adaptation into asset management and renewal of CRD buildings, infrastructure, and natural assets, and will coordinate and implement climate adaptation planning across the CRD, such as climate projections and hazard assessments, design standards, and long-term infrastructure and strategic plans.

These new, high-impact actions are critical to accelerating climate action success, and are highlighted with a  icon in this strategy.

Actions Overview

The actions in this strategy are categorized by the four roles the CRD plays in climate action: Deliver, Coordinate, Invest, and Plan. Each role is described below, and all actions are listed, with full descriptions and examples of the kinds of initiatives and activities included in each action provided in Appendix D.

1. Deliver

The CRD delivers climate data, programs, outreach, and monitoring and reporting services for municipalities and the region. These actions are services and programs the CRD creates and delivers to municipalities and the public.

Action 1.1	Create and share regional climate-related data, mapping, monitoring and reporting
Action 1.2	Provide outreach programs, materials and other supports to mobilize climate action among community groups and the public
Action 1.3	Continue providing a regional building benchmarking program for large existing buildings
Action 1.4	Enhance building retrofit support programs to accelerate energy efficiency and heat pump retrofits across the region
Action 1.5	Support regional capacity-building and training programs to implement climate adaptation

2. Coordinate

The CRD coordinates a regional approach to policies, initiatives, and resources. These are actions where the CRD acts as a convener and facilitator of coordinated action among multiple jurisdictional partners, leverages the scope of the region to reduce duplication of work, and increases the capacity of organizations within its boundaries by sharing staff time, resources, and support.

Action 2.1	Convene and coordinate climate action among municipalities, electoral areas, and First Nations
Action 2.2	Support regional climate mitigation initiatives in collaboration with municipalities, electoral areas, and First Nations
Action 2.3	Support regional climate adaptation initiatives in collaboration with municipalities, electoral areas, and First Nations
Action 2.4	Support reconciliation and Indigenous leadership through climate action
Action 2.5	Advocate for expanded authority and supports for regional and municipal climate action

3. Invest

The CRD facilitates investment in low carbon and resilient regional infrastructure, either directly through capital planning or through grants and partnerships. These actions include direct investment in the buildings, vehicles, and infrastructure that provide CRD services, facilitating grant-funded investment in regional public EV infrastructure, and exploring ways to reinvest new climate-related revenues through a climate lens.

Action 3.1	Continue low carbon and energy efficiency retrofits of CRD facilities and infrastructure
Action 3.2	Assess and implement energy recovery and renewable energy solutions across CRD infrastructure
Action 3.3	Continue climate adaptation of CRD facilities, infrastructure, and natural assets
Action 3.4	Continue implementing the EV Ready Fleet Plan and Green Fleet Policy for new CRD vehicles and equipment
Action 3.5	Transition to low carbon fuels for existing CRD vehicles and equipment
Action 3.6	Continue coordinating and funding the Regional Public EV Charger Program, guided by the Regional EV Infrastructure Roadmap
Action 3.7	Expand energy and resource recovery from solid and liquid waste streams, and reinvest value to deliver regional benefits through a climate lens

4. Plan

The CRD plans for complete, low carbon communities, healthy ecosystems, and a changing climate. These actions also include the most collaboration between the Climate Action and Adaptation Service and other CRD services, such as the Regional Transportation Service, the Biodiversity Service, Emergency Management, and others, to integrate climate considerations into long-term community planning.

Action 4.1	Support planning for complete, low carbon, and resilient communities
Action 4.2	Develop a new Regional Transportation Plan, and support public, active, shared, and electric transportation options
Action 4.3	Integrate climate adaptation into planning of CRD emergency management, infrastructure, parks and trails, and watersheds
Action 4.4	Support healthy, resilient, and biodiverse regional ecosystems and sustainable local food

Implementation Timeline

Many of the actions included in this strategy will be carried out on an ongoing basis, and some initiatives will happen over different timeframes. The timeline below gives a preview of when some of the already planned community-oriented initiatives will unfold over the next five years.

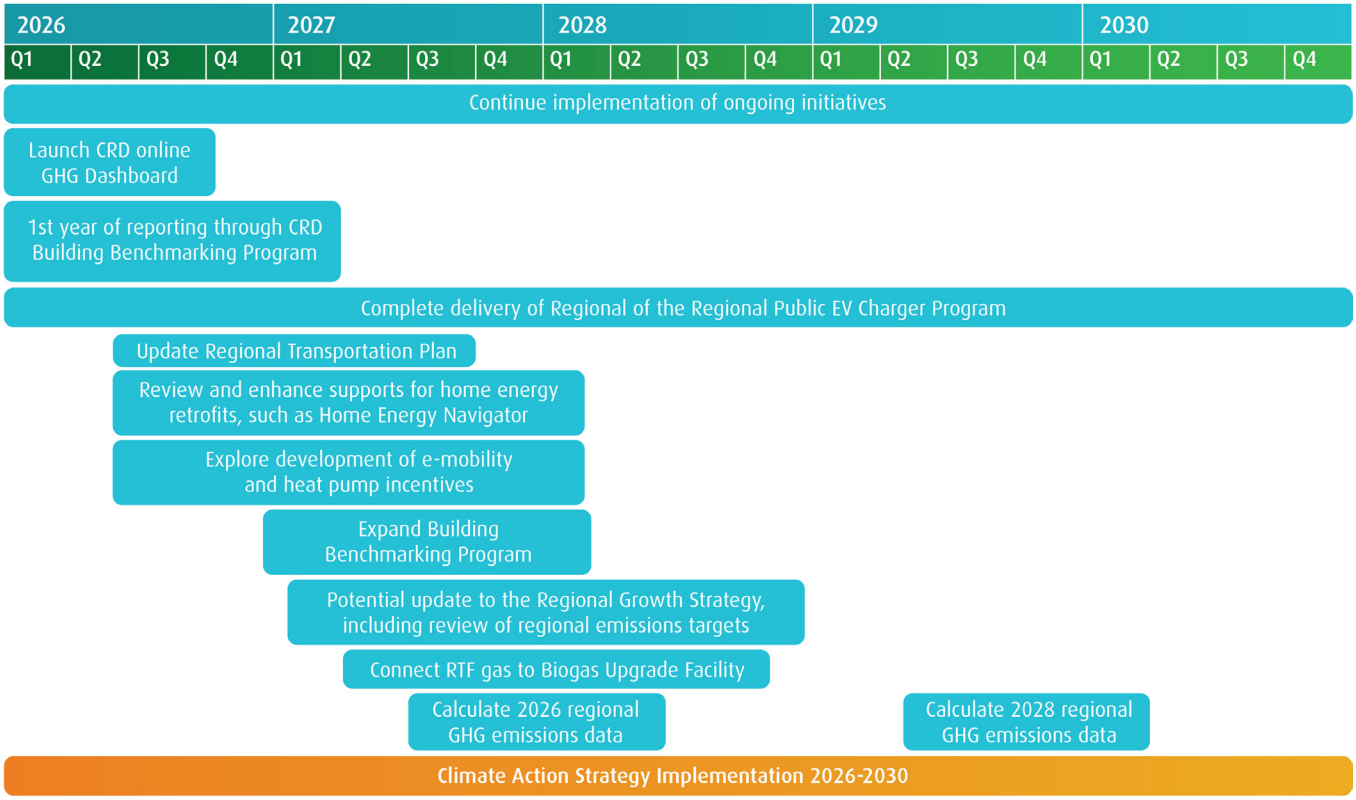

Outcomes, Indicators, and Reporting

This updated strategy adjusts how the CRD reports on climate progress, moving to report on outcomes and impacts, rather than only activity. For example, with the CRD's Public EV Charging Program, reporting will indicate how regional EV charging capacity has improved (outcome), and the resulting estimated regional GHG and fuel cost savings (impact), rather than only the number of EV chargers the CRD has installed (activity).

The indicators may shift over time, and will be re-evaluated for available data and effectiveness with each year's annual report. Appendix F lists the outcome statements and proposed indicators for outcomes, impact, and activity for all actions. As part of complete climate reporting, a summary of the climate budgeting lens applied to the actions outlined in this strategy, and budget and emissions numbers for specific corporate initiatives, is detailed in Appendix G. Reporting will be reviewed and refined annually, and included in the first annual report under this strategy in 2027.



Cyclists along the Galloping Goose trail

Appendix A: Guiding Framework



Climate Action Vision

In 2038, Capital Regional District residents enjoy a healthy and rewarding quality of life. We have a vital economy, livable communities and steward our environment and natural resources with care. Our choices reflect our commitment to collective action on climate change.

The purpose of the climate action vision statement is to define the Capital Regional District's (CRD) long-term aspirations. This vision statement aligns with the Regional Growth Strategy (RGS 2018), to harmonize the Climate Action vision with the CRD's major planning document, align the vision with CRD's official emission reduction goal, and activate a more compelling vision.

Guiding Principles

The 2026 Climate Action Strategy has six principles that carry forward from the previous strategy. The principles are intended to guide the organization's work under each goal area, and were updated for this strategy to use plain language to improve accessibility, and to emphasize rapid reductions in emissions:

Lead	Act boldly as an organization to rapidly reduce greenhouse gas emissions and increase resilience and lead by example.
Evidence Based Decisions	Base decisions on the best available evidence to ensure actions reduce greenhouse gas emissions or increase resilience, are responsible, and can be adjusted as needed.
Collaborate and Listen	Work together across the region and seek to understand what the community needs.
Work Towards Reconciliation	Further CRD's work towards reconciliation by supporting Indigenous-led climate solutions that are grounded in Indigenous self-determination and shared prosperity, and respecting Indigenous relationships with the land, water, and all beings.
Strive for Climate Equity	Apply an equity, diversity and inclusion lens to climate action so that actions are inclusive and accessible to residents across the region, and particularly support those most vulnerable to the impacts of climate change.
Co-Benefits	Maximize win-wins for greenhouse gas reduction, including energy efficiency, resilience, affordability, health and well-being, and biodiversity.

As heard in consultation from First Nations, underpinning all six principles are also the central tenets of interconnectedness, reciprocity, and respect for the rights of others, both human as well as plant and animal.

Goals

The work the CRD conducts to deliver, coordinate, invest, and plan climate action is all in the pursuit of achieving the overall vision of a resilient and sustainable region. Six goals areas have been defined to help further clarify the ultimate outcomes of this strategy. Each goal area represents an overarching category of work that either directly or indirectly impacts the region's ability to reduce GHG emissions or increase its resilience and adaptive capacity to climate change. By completing the work defined in this strategy, the CRD will advance toward the following goals:

1. **Climate-focused decisions:** Climate action is integrated at all levels of decision making across the organization.
2. **Sustainable and prepared communities:** Support the region's transition to low-carbon, affordable and climate-ready communities.
3. **Low carbon mobility:** Rapidly reduce vehicle GHGs and support more options for active and public transportation and zero emissions transportation options across the region.
4. **Low carbon and resilient buildings and infrastructure:** Accelerate energy efficiency, GHG reductions, and prepare buildings and infrastructure for climate impacts.
5. **Resilient ecosystems and foodlands:** Enhance natural spaces to sustain life, improve water quality, and support climate adaptation.
6. **Waste reduction:** Reduce waste and landfill GHG emissions. Transform remaining waste into a resource.

Emission Reduction Targets

The emission reduction targets included in the 2021 Climate Action Strategy are divided into two targets: one for regional emissions and another for corporate emissions. The regional emissions target is 61% by 2038, as defined by the 2018 Regional Growth Strategy (RGS). This target will be reviewed in future revisions to the Regional Growth Strategy.

The corporate target of 45% by 2030 and net-zero by 2050 is based on global best practices as advised by the Intergovernmental Panel on Climate Change (IPCC).



Regional target

Reduce regional greenhouse gas (GHG) emissions 61% by 2038 based on 2007 levels (as per 2018 Regional Growth Strategy).

Corporate target

Reduce corporate GHG emissions 45% by 2030 based on 2007 levels, and reach net-zero GHG emissions before 2050.

Appendix B: Regional Climate Action Data and Outlook

Since 2021, the CRD has completed or operationalized 85% of all actions identified in the 2021 Climate Action Strategy, improving how the CRD makes financial decisions, operates its buildings and infrastructure, and shares information. This work has made it easier for residents to access information, improve their homes, charge their vehicles, and get around, setting the CRD and the region on a path to steady and sustainable climate action in the years to come.

Significant highlights from the past five years include:

- Integrating a climate lens into corporate decision-making via staff report guidance and an evaluation framework assessing climate action impacts in corporate strategic planning, service planning and annual reporting;
- Launching the Home Energy Navigator program and supporting over 550 home energy upgrades;
- Launching the CRD Building Benchmarking program to help large building owners understand and reduce energy use, emissions, and costs;
- Becoming the first regional government to adopt Zero Carbon Step Code (ZCSC) Level 3 for Part 9 buildings in electoral areas, and supporting the coordinated, wide-spread adoption of Level 4, the top level, across the region;
- Transitioning the corporate light-duty vehicle fleet to electric and plug-in hybrid vehicles, with 37% of the whole fleet now electric, saving an estimated $104,000 in 2025;
- Coordinating funding and installation of public EV chargers as part of the EV Charging Roadmap, adding over 164 public EV chargers to the Regional Public EV Network since 2021;
- Establishing a new Regional Transportation Service to consolidate transportation planning and regional trail management across the region;
- Administering the BC Sustainable Energy Association Cool It! Climate Leadership Training Program, delivering 360 workshops in the region since 2021;
- Developing the Capital Region Extreme Heat Information Portal and CRD Emergency Dashboard, helping residents and municipal planners understand regional vulnerability to extreme heat and providing a centralized source for real-time emergency alerts and preparedness resources.

2024 Capital Region Emissions Profile

Every two years the CRD completes a regional energy and emissions inventory of the region's energy consumption and GHG emissions using the Global Protocol Community-Scale GHG Emission Inventories BASIC+ Framework. The framework is the international standard for local government GHG inventorying and reporting and includes:

- on-road transportation (e.g. commuter vehicles);
- buildings
- waste (e.g. landfills);
- off-road transportation;
- agriculture (e.g. fertilizer application);
- industrial production and product use (IPPU).

As a geographic inventory, the GPC BASIC+ framework does not include emissions associated with consumption of consumer products like food and textiles in the region, which are assumed to be included in the emissions of the region in which those items are produced. While the inventory discloses an estimate of emissions associated with land use changes, this number is not included in the calculation of the CRD's GHG emissions reduction target.

In 2025, the CRD completed the regional inventory as well as inventories for all 13 municipalities and 3 electoral areas within its boundaries for the 2024 calendar year[8]. The 2024 inventory indicates that the capital region emitted approximately 1.8 million tonnes of carbon dioxide equivalent (CO2e). GHG emissions in 2024 were approximately 11% (215,000 tonnes CO2e) below the 2007 baseline, while on a per capita basis, regional GHG emissions have decreased by 30% since 2007.

In 2026, the CRD published its 2024 GHG inventory through an interactive dashboard providing clear, engaging, and accessible GHG emissions information for local governments and the public.

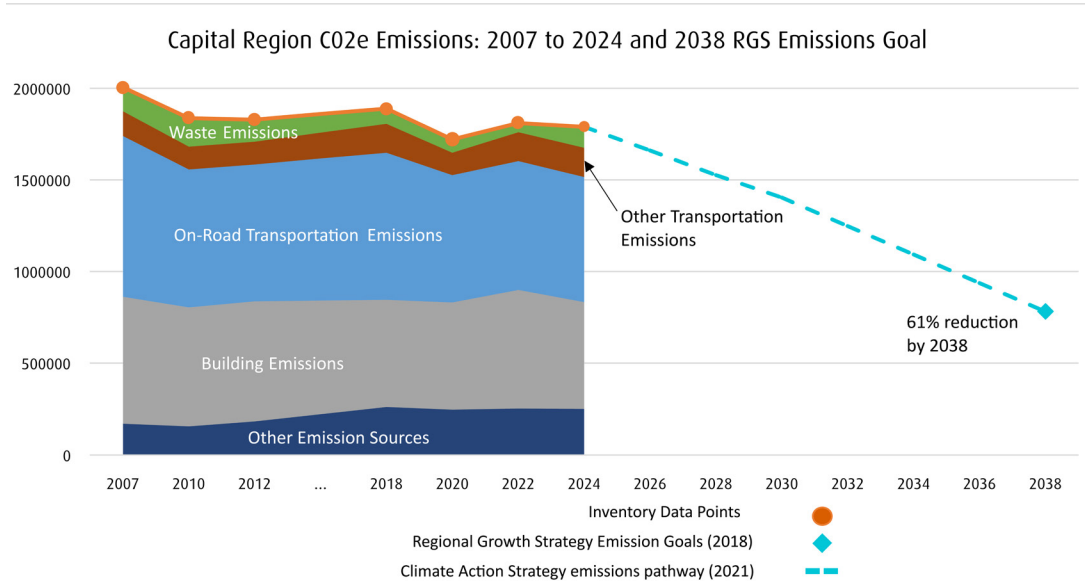

Figure 5: Regional GHG emissions over time

2025 Corporate Emissions Profile

In 2025, the CRD's corporate operations generated 3,432 tCO2e, with 1,104 tonnes associated with vehicle and equipment use and 2,328 tonnes coming from facilities and infrastructure. Emissions associated with Hartland Landfill, CRHC, and CRHD are not included in this total, as they are excluded from the provincial reporting framework. This represents a 20% increase from 2024 and a 14% increase from the baseline level of emissions from 2007.

Emissions from vehicle and equipment use decreased by 4% in 2025 compared to 2024. This is a result of the increased use and additional procurement of several electric vehicles and the use of e-bikes in CRD operations.

Overall emissions from facilities increased by 36% in 2025 compared to 2024. This is primarily as a result of the emission factor for electricity used from the BC Hydro grid increasing by approximately threefold in 2025 compared to 2024.

While the emission factor of BC Hydro's integrated grid electricity changes from year to year, staff expect any increases to be temporary. The Clean Energy Act requires that electricity supplied to BC's integrated grid is 100% renewable by 2030, and BC Hydro has made significant investments to bring new renewable energy online in the coming years to meet this objective.

[8] https://www.crd.ca/news/crd-releases-2024-greenhouse-gas-inventory

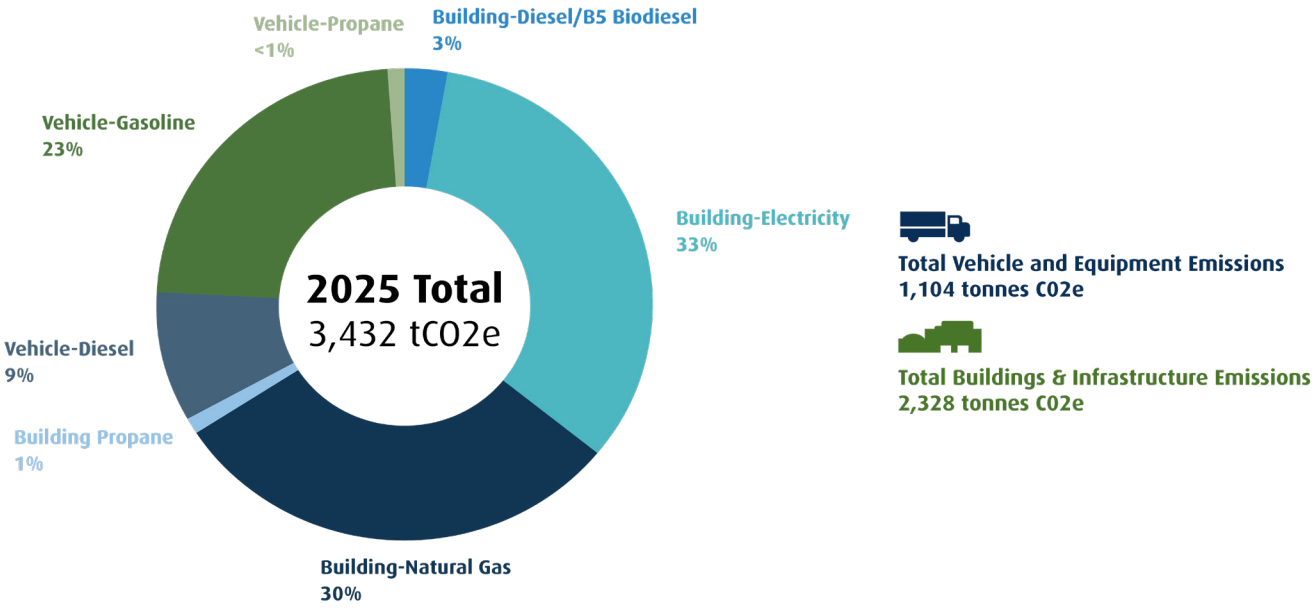

Figure 6: Corporate GHG emissions in 2025

To meet corporate GHG reduction targets, the CRD will prioritize actions addressing the largest GHG emitters in the CRD portfolio and scheduled equipment replacements. To achieve this goal, the CRD will continue to focus on accelerating the following critical actions in upcoming years:

- Light-duty vehicle electrification
- Heat Recovery projects at Panorama Recreation Centre and SEAPARC Recreation Centre
- Electrical efficiency projects at multiple sites
- Saanich Peninsula Wastewater Treatment Plant connection to the district energy shared system
- CRD Fisgard headquarters decarbonization
- Infrastructure and Water Services at 479 Island Highway headquarters decarbonization

Climate Adaptation

The global average temperature has increased by over 1˚C in the past 150 years and the impacts on weather patterns are already being felt. Given the region's geographic diversity, climate change will impact different areas in distinct ways, influencing health, infrastructure, water supply, agriculture, ecosystems, and species.

As a result of climate change, modelling indicates that the region will continue to experience:

- Hotter summer temperatures, with more extreme heat days and heatwaves
- Warmer winter temperatures and less frequent frost, with less snowfall in the colder months
- Less rain and more dry days in the summer months
- More precipitation falling in autumn, winter and spring, with longer lasting and more frequent extreme rainfall events
- More extreme and unseasonal weather within and between years, and
- Sea level rise.

These climate impacts and related acute climate-related hazard events will continue to impact built, natural and social systems in the region and surrounding areas, affecting nearly everything communities value and local governments are responsible for. Adaptation is essential to help our communities prepare for and thrive amid change, not just react to disasters. The CRD is well positioned to help the region plan and design for the future climate, delivering co-benefits from improved health and equity to stronger ecosystems, local economics, and social connection.

Community Mobilization

Climate change impacts all aspects of life, from health and infrastructure to the economy and environment. Addressing these challenges demands widespread awareness, preparation, and public support for bold, transformative action.

Mobilizing the community fosters shared responsibility and ensures collective efforts to reduce GHG emissions and build resilience. The CRD is well-positioned to play a strong role in supporting communities in climate action by enhancing existing programs, fostering collaboration and partnerships, and amplifying community driven initiatives. By partnering with residents and community groups, the CRD can better align actions with local needs, promote community participation, and build trust, all essential for advancing a low-carbon, resilient future, and can result in several benefits, including:

- Increased Impact: extends the reach of climate initiatives, accelerating progress
- Building local capacity: educates and connects citizens, fostering social cohesion
- Promoting equity: reaches underrepresented groups and fosters inclusivity, ensuring that climate action benefits everyone
- Ensuring longevity: local ownership of projects encourages long-term public support
- Lowering costs: Reduces government resource demands by empowering residents to implement local actions
- Informing Policy: provides innovative ideas for effective policymaking
- Strengthening trust: fosters trust, ownership, and support for local government climate policies and programs

The CRD is well positioned to provide support to community-led climate action by offering funding, facilitating collaboration, advocacy, and resources to community groups and residents who are leading significant change in their communities.



Climate Adaptation Collaboration Workshop, February 18, 2026

Appendix C: Regional and Municipal GHG Emissions

In October 2025, the CRD Board directed staff to include in the Climate Action Strategy the GHG targets and progress of the 13 member municipalities and three electoral areas. The table below shows absolute GHG emissions by community in 2007 and 2024, the percent reduction between those times, and the reduction targets set by those communities.

Table C-1: Capital Region Tonnes of CO2e Emissions Absolute

Community	2007	2024	Percent (%) Reduction (2007 to 2024)	Community Reduction Target (from 2007)
Capital Region	2,004,628	1,783,513	11%	61% by 2038
Central Saanich	100,771	99,940	0.8%	45% by 2030, carbon neutral by 2050
Colwood	84,132	84,215	-0.1% (increase)	30% by 2030, 50% per capita, net zero by 2050
Esquimalt	96,206	72,051	25.1%	38% by 2030, net-zero by 2050
Highlands	11,901	14,465	-21.5% (increase)	Carbon neutrality by 2030
Juan de Fuca Electoral Area	63,610	30,104	51.7%	61% by 2038 (regional target)
Langford	137,319	211,697	-54.2% (increase)	N/A
Metchosin	28,165	22,951	18.5%	40% by 2030, net-zero by 2050
North Saanich	65,819	58,530	11.1%	45% by 2040
Oak Bay	90,308	69,795	22.7%	N/A
Saanich	593,359	484,073	18.4%	50% by 2030, net-zero by 2050
Salt Spring Island Electoral Area	50,023	46,785	6.5%	61% by 2038 (regional target)
Sidney	64,104	56,204	12.3%	50% by 2030, net-zero by 2050
Sooke	52,539	62,426	-18.8% (increase)	50% by 2030, net-zero by 2050
Southern Gulf Islands Electoral Area	32,015	28,023	12.5%	61% by 2038 (regional target)
Victoria	483,269	392,117	18.9%	50% by 2030
View Royal	51,087	50,140	1.9%	45% by 2030, 100% by 2050

Table C-2: Capital Region Tonnes of CO2e Emissions Per Capita

Community	2007	2024	Percent (%) Reduction (2007 to 2024)
Capital Region	5.6	3.9	30%
Central Saanich	6.1	5.4	12%
Colwood	5.4	3.9	27%
Esquimalt	5.5	3.8	31%
Highlands	5.4	4.9	8%
Juan de Fuca Electoral Area	13.8	4.9	64%
Langford	5.5	3.8	32%
Metchosin	5.5	4.3	22%
North Saanich	5.9	4.4	25%
Oak Bay	4.8	3.7	24%
Saanich	5.3	3.8	28%
Salt Spring Island Electoral Area	4.9	3.8	23%
Sidney	5.5	4.2	23%
Sooke	5.0	3.6	27%
Southern Gulf Islands Electoral Area	6.2	5.0	20%
Victoria	6.0	3.8	36%
View Royal	5.5	3.9	29%



Cyclists traveling along bike lane, downtown Victoria, BC

Appendix D: 2026-2030 Actions

	Action	Example Activities	Outcome Statement	Goal	Area of Influence and Practice	Key Divisions
Role 1: Deliver regional climate programs, outreach, data, and monitoring and reporting						
1.1	Create and share regional climate-related data, mapping, monitoring and reporting	Continue corporate and regional GHG inventory monitoring and reporting and improve access to regional climate-related and planning data, including hazard maps, regional intensity-duration-frequency (IDF) curves, climate projections and studies, policy research, and other inventories.	Improved access to timely, contextually-relevant climate-related data for communities and the public.	Sustainable and Prepared Communities	Cross-cutting	Climate Action
1.2	Provide outreach programs, materials and other supports to mobilize climate action among community groups and the public	Support, mobilize, and empower community groups, businesses and the public to take climate action through public outreach, education, and support programs. These include public outreach and information campaigns, Cool It! Climate Leadership Training in schools, newsletters, community networking events and other resources, and support other CRD goals such as active and sustainable transportation, waste reduction, water conservation, healthy landscapes, resilient neighbourhoods and emergency preparedness.	Increased awareness and participation in climate action among community groups and the public.	Sustainable and Prepared Communities	Cross-cutting	Climate Action, Environmental Protection
1.3	Continue providing a regional building benchmarking program for large existing buildings	Continue the CRD Building Benchmarking Program to enable large building owners and managers to compare and understand their energy use against similar buildings and receive support on how to save energy and money. The program will also facilitate compliance with energy reporting bylaws in participating municipalities and improve their ability to understand and manage energy use and GHG emissions from buildings in the community.	Building owners and managers are enabled to reduce energy use and emissions intensities of large buildings.	Low Carbon and Resilient Buildings and Infrastructure	Community Mitigation	Climate Action
1.4	Enhance building retrofit support programs to accelerate energy efficiency and heat pump retrofits across the region	Identify and implement initiatives to accelerate energy efficiency and heat pump retrofits, in collaboration with utilities, homeowners, installers, realtors, energy advisors and others, such as enhancing the CRD's Home Energy Navigator program that provides free concierge support, offering targeted incentives or other financial supports, contractors and local industry supports, support the expansion of oil removal programs or bylaws, creating commercial retrofit guidance, or supporting other ways to accelerate heat pump retrofits across the region.	Building owners and local industry are enabled to increase energy and heat pump retrofits in the region.	Low Carbon and Resilient Buildings and Infrastructure	Community Mitigation	Climate Action
1.5	Support regional capacity-building and training programs to implement climate adaptation	Continue the Climate Adaptation Capacity Building Initiative to train municipal and regional staff, enhance adaptation planning, build regional collaboration, identify regional climate adaptation priorities, and develop a regional climate adaptation roadmap. Support climate adaptation training and programs such as Green Shores and Fire Smart and explore supports for building community resilience through resilience hubs, training, and micro-grants.	Increased ability for regional communities and organizations to integrate climate adaptation into systems, policies, and plans.	Climate-focused decisions	Community Adaptation	Climate Action

	Action	Example Activities	Outcome Statement	Goal	Area of Influence and Practice	Key Divisions
Role 2: Deliver regional climate programs, outreach, data, and monitoring and reporting						
2.1	Convene and coordinate climate action among municipalities, electoral areas, and First Nations	Continue coordinating regional collaboration on climate policy, programs, planning, grant applications, research, and other initiatives among municipalities, electoral areas, and First Nations, by convening the Inter-Municipal Working Group, sharing a monthly newsletter, and leading ad-hoc gatherings as opportunities arise. Examples of collaboration include coordinated advocacy, sharing workplans and identifying overlap, shared development of risk assessments and design guidelines, sharing corporate purchase policies, and coordinated adoption of building codes.	Increased coordination on climate action among municipalities, electoral areas, and First Nations in the region.	Sustainable and Prepared Communities	Cross-cutting	Climate Action
2.2	Support regional climate mitigation initiatives in collaboration with municipalities, electoral areas, and First Nations	Support and coordinate mitigation initiatives led by (or in collaboration with) municipalities, electoral areas, First Nations, and utilities, such as streamlining permits and power efficient design, embodied carbon and construction waste policies, supporting electric landscaping, and active transportation infrastructure and programming. Support initiatives through participation, funding, data, engagement, or other supports, and share outputs through templates, toolkits, or case studies for use by others across the region.	Increased reach, effectiveness, or consistency of local emissions reduction actions for communities across the region.	Sustainable and Prepared Communities	Community Mitigation	Climate Action
2.3	Support regional climate adaptation initiatives in collaboration with municipalities, electoral areas, and First Nations	Support and coordinate adaptation initiatives led by (or in collaboration with) municipalities, electoral areas, First Nations, and utilities, such as coastal flood adaptation planning and risk assessment, measuring overheating in homes, stormwater management guidelines, and managing growth and urban forest. Support initiatives through participation, funding, data, engagement, or other supports, and share outputs through templates, toolkits, or case studies for use by others across the region.	Increased reach, effectiveness, or consistency of local climate adaptation for communities across the region.	Sustainable and Prepared Communities	Community Adaptation	Climate Action, Environmental Protection, Infrastructure and Water Services
2.4	Support reconciliation and Indigenous leadership through climate action	Coordinate climate action with the organizational priorities and plans for reconciliation by providing funding, participation, or other contributions to build capacity and support Indigenous-led climate initiatives such as coordinating on coastal protection, ecosystem restoration, and priority initiatives identified by First Nations.	Indigenous communities are enabled to increase the number, scope, or impact of climate initiatives.	Climate-focused Decisions	Cross-cutting	First Nations Relations, Climate Action
2.5	Advocate for expanded authority and supports for regional and municipal climate action	Facilitate advocacy and engagement by staff and elected officials with other levels of government, utilities, and others for stronger climate action, including rebates for climate solutions, data access, regulatory changes, and more supports and resources for local governments to take climate action, as well as expanded authority for local governments to set standards and regulate emissions from existing buildings and other identified gaps, such as through Building Performance Standards (BPS).	Increased awareness and urgency by other levels of government on the climate action needs of the region.	Climate-focused Decisions	Cross-cutting	Climate Action

	Action	Example Activities	Outcome Statement	Goal	Area of Influence and Practice	Key Divisions
Role 3: Invest in low carbon and resilient regional infrastructure						
3.1	Continue low carbon and energy efficiency retrofits of CRD facilities and infrastructure	Continue to identify and implement electrification and efficiency retrofits, including zero emissions heating upgrades at Fisgard and Island Highway offices, connecting waste heat from the District Energy Shared System to the Saanich Peninsula Wastewater Treatment building, energy audits of large CRD infrastructure and buildings, energy efficiency education for staff, and supporting maintenance teams.	Reduced GHG emissions and energy and emissions intensities from CRD facilities and infrastructure.	Low Carbon and Resilient Buildings and Infrastructure	Corporate Mitigation	Climate Action, Infrastructure and Water Services, Regional Parks
3.2	Assess and implement energy recovery and renewable energy solutions across CRD infrastructure	Prioritize energy recovery and utilization within CRD's wastewater and solid waste infrastructure, including biogas capture and use, renewable natural gas production, and other system-level opportunities that reduce emissions, improve operational efficiency, and generate value. Explore additional opportunities such as hydraulic turbines, heat recovery, solar and energy storage where feasible to support resilience and optimize energy use.	Reduced GHG emissions and energy and operating costs from CRD facilities and infrastructure.	Low Carbon and Resilient Buildings and Infrastructure	Corporate Mitigation	Climate Action, Environmental Innovation, Infrastructure and Water Services
3.3	Continue climate adaptation of CRD facilities, infrastructure, and natural assets	Integrate climate adaptation into asset management and renewal of CRD buildings, infrastructure, and natural assets, including regional parks and the Greater Victoria Water Supply Area, prioritizing initiatives that support business continuity and community resilience in the context of increasing climate risks.	Increased climate resilience of CRD facilities, infrastructure, and natural assets.	Low Carbon and Resilient Buildings and Infrastructure	Corporate Adaptation	Emergency Management, Infrastructure and Water Services, Regional Parks, Watershed Protection
3.4	Continue implementing the EV Ready Fleet Plan and Green Fleet Policy for new CRD vehicles and equipment	Continue implementing the EV Ready Fleet Plan to ensure EV chargers continue to be available for electric fleet vehicles. Continue the Green Fleet Policy and update as needed, with the goal of electrifying the light-duty vehicle fleet. Review and update the policy in collaboration with users, and explore use of telematics data, to inform effective continuing implementation.	Increased electrification of CRD vehicles and equipment.	Low Carbon Mobility	Corporate Mitigation	Fleet
3.5	Transition to low carbon fuels for existing CRD vehicles and equipment	Explore options to transition to biofuels for gas- and diesel-powered vehicles and equipment, including a storage and fueling location for CRD vehicles and equipment to receive biofuels.	Increased use of biofuels for CRD vehicles and equipment.	Low Carbon Mobility	Corporate Mitigation	Fleet
3.6	Continue coordinating and funding the Regional Public EV Charger Program, guided by the Regional EV Infrastructure Roadmap	Continue implementing the Capital Region EV Infrastructure Roadmap, including coordinating grant funding, planning and procurement of charger installations, and monitoring usage and performance. Continue collaborating with BC Hydro to further identify viable public fast-charging sites across the region.	Improved access for the public to reliable EV chargers across the region.	Low Carbon Mobility	Community Mitigation	Climate Action

	Action	Example Activities	Outcome Statement	Goal	Area of Influence and Practice	Key Divisions
3.7	Expand energy and resource recovery from solid and liquid waste streams, and reinvest value to deliver regional benefits through a climate lens	Maximize resource recovery from solid and liquid waste streams, including landfill gas and wastewater biogas for renewable natural gas production, and evaluate opportunities for additional recovery pathways such a heat recovery and carbon products. Where appropriate, assess opportunities for carbon credit generation and other value streams, including exploring carbon credits from CRD forested lands, and strategically reinvesting the resulting value to support regional priorities through a climate lens, including infrastructure investment, system optimization, innovation, and other climate actions.	Increased landfill gas capture and production of renewable natural gas from waste.	Minimized Waste	Community Mitigation	Environmental Innovation
Role 4: Plan for complete, low carbon communities, healthy ecosystems, and a changing climate						
4.1	Support planning for complete, low carbon, and resilient communities	Support planning for complete, climate-resilient communities, including a strong climate lens and a review of regional GHG targets in any future update of the Regional Growth Strategy. Identify locations of potential overlap between high growth and waste heat and explore facilitating its potential use.	Residents and businesses are enabled to reduce GHG emissions from transportation.	Low Carbon and Resilient Buildings and Infrastructure	Community Mitigation	Regional Planning
4.2	Develop a new Regional Transportation Plan, and support public, active, shared, and electric transportation options	Develop a new Regional Transportation Plan to establish a regional multi-modal network (RMMN), which may include a rapid transit network and support for long-term regional transportation mode shift toward walking, rolling, and transit use. Continue existing transportation programs such as sustainable school and community planning and the Regional Trestle Renewal, Trail Widening and Lighting project, and provide updated data and modelling such as the Origin-Destination survey. Explore ways to support e-mobility, including coordination of shared mobility and options for new rebates for e-mobility.	Improved access for the public to public, active, shared, and electric transportation options.	Low Carbon Mobility	Community Mitigation	Regional Transportation
4.3	Integrate climate adaptation into planning of CRD emergency management, infrastructure, parks and trails, and watersheds	Continue leading a CRD Climate Adaptation Working Group to coordinate and implement climate adaptation across the CRD. Develop and include regional climate projections and hazard assessments in emergency planning for electoral areas, infrastructure planning and design standards, and planning of regional parks and the Greater Victoria Water Supply Area.	Climate hazard and risk are included in planning of CRD emergency management, infrastructure and lands.	Sustainable and Prepared Communities	Corporate Adaptation	Emergency Management, Infrastructure and Water Services, Regional Parks, Watershed Protection, Regional Planning and Transportation

	Action	Example Activities	Outcome Statement	Goal	Area of Influence and Practice	Key Divisions
4.4	Support healthy, resilient, and biodiverse regional ecosystems and sustainable local food	Integrate climate adaptation into plans and programs to enhance biodiversity and climate resilience, such as supports for species at risk, habitat restoration, management of invasive species, environmental stewardship, and agriculture pilot projects. Support access to updated climatic and ecosystem data, such as LiDAR data and natural asset inventories.	Increased health, biodiversity, and resilience of regional ecosystems to manage climate hazards.	Ecosystems and Foodlands	Community Adaptation	Environmental Protection, Biodiversity Service, Foodlands Access Service, Regional Parks, Watershed Protection

Appendix E: Four Plans in One

The 2026 Climate Action Strategy includes actions that span multiple areas of influence and practice, resulting in a strategic document that combines corporate, community, mitigation, and adaptation lenses. Several actions impact all four of these areas of influence and practice, while others can be categorized into one of the four. This section organizes the actions by area of influence and practice.

	Action	Goal	Key Divisions
Cross Cutting			
1.1	Create and share regional climate-related data, mapping, monitoring and reporting	Sustainable and Prepared Communities	Climate Action
1.2	Provide outreach programs, materials, and other supports to mobilize climate action among community groups and the public	Sustainable and Prepared Communities	Climate Action, Environmental Protection
2.1	Convene and coordinate climate action among municipalities, electoral areas, and First Nations	Sustainable and Prepared Communities	Climate Action
2.4	Support reconciliation and Indigenous leadership through climate action	Climate-focused Decisions	First Nations Relations
2.5	Advocate for expanded authority and supports for regional and municipal climate action	Climate-focused Decisions	Climate Action
Community Mitigation			
1.3	Continue providing a regional building benchmarking program for large existing buildings	Low Carbon and Resilient Buildings and Infrastructure	Climate Action
1.4	Enhance building retrofit support programs to accelerate energy efficiency and heat pump retrofits across the region	Low Carbon and Resilient Buildings and Infrastructure	Climate Action
2.2	Support regional climate mitigation initiatives in collaboration with municipalities, electoral areas, and First Nations	Sustainable and Prepared Communities	Climate Action
3.6	Continue coordinating and funding the Regional Public EV Charger Program, guided by the Regional EV Infrastructure Roadmap	Low Carbon Mobility	Climate Action
3.7	Expand energy and resource recovery from solid and liquid waste streams, and reinvest value to deliver regional benefits through a climate lens	Minimized Waste	Environmental Innovation
4.1	Support planning for complete, low carbon, and resilient communities	Low Carbon and Resilient Buildings and Infrastructure	Regional Planning

	Action	Goal	Key Divisions
4.2	Develop a new Regional Transportation Plan, and support public, active, shared, and electric transportation options	Low Carbon Mobility	Regional Transportation
Community Adaptation			
1.5	Support regional capacity-building and training programs to implement climate adaptation	Climate-focused Decisions	Climate Action
2.3	Support regional climate adaptation initiatives in collaboration with municipalities, electoral areas, and First Nations	Sustainable and Prepared Communities	Climate Action, Environmental Protection, Infrastructure and Water Services
4.4	Support healthy, resilient, and biodiverse regional ecosystems and sustainable local food	Ecosystems and Foodlands	Environmental Protection, Foodlands Access Service, Regional Parks, Watershed Protection
Corporate Mitigation			
3.1	Continue low carbon and energy efficiency retrofits of CRD facilities and infrastructure	Low Carbon and Resilient Buildings and Infrastructure	Climate Action, Infrastructure and Water Services, Regional Parks
3.2	Assess and implement energy recovery and renewable energy solutions across CRD infrastructure	Low Carbon and Resilient Buildings and Infrastructure	Climate Action, Environmental Innovation, Infrastructure and Water Services
3.4	Continue implementing the EV Ready Fleet Plan and Green Fleet Policy for new CRD vehicles and equipment	Low Carbon Mobility	Fleet
3.5	Transition to low carbon fuels for existing CRD vehicles and equipment	Low Carbon Mobility	Fleet
Corporate Adaptation			
3.3	Continue climate adaptation of CRD facilities, infrastructure, and natural assets	Low Carbon and Resilient Buildings and Infrastructure	Protective Services, Infrastructure and Water Services, Regional Parks, Watershed Protection
4.3	Integrate climate adaptation into planning of CRD emergency management, infrastructure, parks and trails, and watersheds	Sustainable and Prepared Communities	Protective Services, Infrastructure and Water Services, Regional Parks, Watershed Protection, Regional Planning and Transportation

Appendix F: Proposed Outcomes and Indicators of Success

This appendix outlines proposed outcome, impact, and activity indicators to be tracked and reported as part of the ongoing monitoring and reporting of climate action success at the CRD. The indicators included below are proposed, and will be reviewed and refined annually, and included as part of the first annual report under the updated strategy in 2027.

	Action	Outcome Statement	Outcome Indicator	Impact Indicators (if any, typically an estimate)	Activity Indicators
1.1	Create and share regional climate-related data, mapping, monitoring and reporting	Improved access to timely, contextually-relevant climate-related data for communities and the public.	Examples of increased access to climate related data	n/a	Examples of data, maps, and monitoring and reporting delivered by CRD
1.2	Provide outreach programs, materials and other supports to mobilize climate action among community groups and the public	Increased awareness and participation in climate action among community groups and the public.	Examples of increased awareness and participation	Qualitative: examples of climate action resulting from increased awareness and participation	# of events, participants, newsletter subscribers, climate action to-go kit uses/waitlist, Cool It! Workshops delivered
1.3	Continue providing a regional building benchmarking program for large existing buildings	Building owners and managers are enabled to reduce energy use and emissions intensities of large buildings.	Energy Use Intensity (EUI) and Greenhouse Gas Intensity (GHGI) of participating buildings % of participants with reduction in EUI and GHGI Average % change in EUI and GHGI among participants % participants reporting taking action to reduce EUI and GHGI due to participation	GHG emissions reduction from participants Estimated energy cost savings from participants (in first year could estimate reductions/ savings from 1% reduction in energy use)	% compliance rate of covered buildings # of total buildings covered by the program Total emissions from participating buildings Total energy use from participating buildings
1.4	Enhance building retrofit support programs to accelerate energy efficiency and heat pump retrofits across the region	Building owners and local industry are enabled to increase energy and heat pump retrofits in the region.	Total number of heat pumps installed in the region % of homes heated with heat pumps vs. gas vs. electric baseboards in the region	Estimated total GHG reduction from participant retrofits Estimated total cost savings from participant retrofits Estimated total cost saved from all installed heat pumps in the region (recommended in CleanBC Review)	# of participants in program # of participants with energy efficiency and heat pump retrofits completed Value of incentives provided # of subsidized participants

	Action	Outcome Statement	Outcome Indicator	Impact Indicators (if any, typically an estimate)	Activity Indicators
1.5	Support regional capacity-building and training programs to implement climate adaptation	Increased ability for regional communities and organizations to integrate climate adaptation into systems, policies, and plans.	TBD: assessment of organizational adoption of climate adaptation Examples of increased organizational capacity for climate adaptation	Learning outcomes of training provided	# of programs and workshops supported by CRD funds/staff time each year # of participants Value of micro-grants delivered
2.1	Convene and coordinate climate action among municipalities, electoral areas, and First Nations	Increased coordination on climate action among municipalities, electoral areas, and First Nations in the region.	Examples of regional coordination on climate action	Outcomes and co-benefits from initiatives convened by the CRD	Examples of convening and coordination by CRD
2.2	Support regional climate mitigation initiatives in collaboration with municipalities, electoral areas, and First Nations	Increased reach, effectiveness, or consistency of local emissions reduction actions for communities across the region.	$ leveraged from CRD support ($ and in-kind) Reported examples of increased reach, effectiveness, or consistency due to CRD support	Estimated GHG emissions reduction from programs and regulations supported by CRD Estimated energy cost savings from programs and regulation supported by CRD Examples of regional initiatives where CRD support was critical	$ value of support funding and in-kind support
2.3	Support regional climate adaptation initiatives in collaboration with municipalities, electoral areas, and First Nations	Increased reach, effectiveness, or consistency of local climate adaptation for communities across the region.	$ leveraged from CRD support ($ and in-kind) Reported examples of increased reach, effectiveness, or consistency due to CRD support	Examples of regional initiatives where CRD support was critical	$ value of support funding and in-kind support
2.4	Support reconciliation and Indigenous leadership through climate action	Indigenous communities are enabled to increase the number, scope, or impact of climate initiatives.	Examples of Indigenous-led climate initiatives where CRD support was critical	Outcomes and co-benefits from Indigenous-led climate initiatives with CRD support	$ value of support funding and in-kind support
2.5	Advocate for expanded authority and supports for regional and municipal climate action	Increased awareness and urgency by other levels of government on the climate action needs of the region.	Examples of action resulting from or related to CRD advocacy efforts	n/a	Examples of advocacy letters, coordinated campaigns, engagements, and major meetings

	Action	Outcome Statement	Outcome Indicator	Impact Indicators (if any, typically an estimate)	Activity Indicators
3.1	Continue low carbon and energy efficiency retrofits of CRD facilities and infrastructure	Reduced GHG emissions and energy and emissions intensities from CRD facilities and infrastructure.	GHG emissions from CRD facilities and infrastructure EUI and GHGI of CRD facilities kWh/ML for CRD water systems	Estimated GHG emissions reduction Estimated energy cost savings	Projects or studies completed
3.2	Assess and implement energy recovery and renewable energy solutions across CRD infrastructure	Reduced GHG emissions and energy and operating costs from CRD facilities and infrastructure.	GHG emissions from CRD facilities and infrastructure Energy costs from CRD facilities and infrastructure Energy generated from CRD facilities and infrastructure	Estimated energy generated Estimated operating cost savings Estimated GHG emissions reduction	Projects or studies completed
3.3	Continue climate adaptation of CRD facilities, infrastructure, and natural assets	Increased climate resilience of CRD facilities, infrastructure, and natural assets.	TBD: assessment of climate adaptation readiness of CRD assets Examples of climate adapted renewal of CRD assets	Estimated repair costs avoided from CRD investments in climate adaptation	$ investment on climate adaptation infrastructure Examples of climate adapted renewal of CRD assets
3.4	Continue implementing the EV Ready Fleet Plan and Green Fleet Policy for new CRD vehicles and equipment	Increased electrification of CRD vehicles and equipment.	% of CRD fleet light-duty vehicles (LDV) that are electric % of CRD small equipment that is electric	Estimated GHGs avoided by adding EVs to fleet Estimated cost savings by adding EVs to fleet	# EVs added to the fleet
3.5	Transition to low carbon fuels for existing CRD vehicles and equipment	Increased use of biofuels for CRD vehicles and equipment.	% of CRD fuel use that is biofuels	Estimated GHGs avoided by using biofuels	Litres of biofuel used
3.6	Continue coordinating and funding the Regional Public EV Charger Program, guided by the Regional EV Infrastructure Roadmap	Improved access for the public to reliable EV chargers across the region.	% implementation of EV Roadmap Ratio of public EV chargers to EVs (total for the region and by municipality) Number of public EV chargers in the region and in each municipality % of population within X-minutes of public EV charging	Estimated GHGs avoided by charging at CRD EV chargers Estimated costs saved by charging at CRD EV chargers	# of public EV chargers installed/ operated by CRD # of public EV chargers in the region

	Action	Outcome Statement	Outcome Indicator	Impact Indicators (if any, typically an estimate)	Activity Indicators
3.7	Expand energy and resource recovery from solid and liquid waste streams, and reinvest value to deliver regional benefits through a climate lens	Increased landfill gas capture and production of renewable natural gas from waste.	% landfill gas capture efficiency	Estimated GHGs reduced by renewable gas capture and transfer	% landfill gas captured Tonnes of renewable natural gas created
4.1	Support planning for complete, low carbon, and resilient communities	Residents and businesses are enabled to reduce GHG emissions from transportation.	Number of net new dwelling units in areas where more than 42% walk/ bike/bus to work (from RGS Indicators) New active transportation infrastructure (e.g. kilometres of All Ages and Abilities bike lanes)	Estimated GHGs reductions enabled through planning for complete communities	Examples of delivery of regional plans, programs, and projects.
4.2	Develop a new Regional Transportation Plan, and support public, active, shared, and electric transportation options	Improved access for the public to public, active, shared, and electric transportation options.	% of total trips made by walking, cycling and transit in Growth Management Planning Area (GMPA) (from RGS Indicators) % regional mode share Vehicle kilometres travelled (VKT)	Estimated GHGs reductions enabled through transportation planning and programs.	Examples of delivery of transportation plans, programs, and projects.
4.3	Integrate climate adaptation into planning of CRD emergency management, infrastructure, parks and trails, and watersheds	Climate hazard and risk are included in planning of CRD emergency management, infrastructure and lands.	Assessment of organizational climate planning Examples of inclusion of climate adaptation into planning	n/a	Examples of inclusion of climate adaptation planning
4.4	Support healthy, resilient, and biodiverse regional ecosystems and sustainable local food	Increased health, biodiversity, and resilience of regional ecosystems to manage climate hazards.	Assessment of health, biodiversity, or resilience of natural assets and ecosystems Examples of increased health, biodiversity, and resilience to manage climate hazards among regional natural assets and ecosystems.	Estimated ecosystem improvements enabled through biodiversity planning and programs.	Examples of delivery of biodiversity plans, programs, and projects.

Appendix G: Climate Budget

In October 2024, the CRD Board directed climate action staff to use climate budgeting approaches in the next climate planning cycle. Climate budgeting integrates climate considerations into the financial budget of an organization. Each climate action is linked to an estimated emissions reduction and funding approach to illustrate the costs required to achieve the targeted emission reductions.

The CRD now incorporates a climate lens into all Initiative Business Cases (IBCs) and capital planning—the internal process the CRD uses to decide which new initiatives to fund—giving weight to initiatives that contribute to GHG reductions and climate adaptation. The corporate carbon price policy requires life-cycle costing and an internal carbon price be applied in decision-making on capital assets.

The tables below show the projects and programs supported or provided by the CRD Climate Action and Adaptation Service. Each program is funded through a combination of either the Climate Action Service's or other CRD services' operational or capital budgets, and leveraged grant funds. As climate budgeting experience grows, future iterations of the climate budget may adjust or add to this approach, such as including climate-related programs provided by other services.

In addition to operating and reserve funds, and capital funding from other services, the Climate Action and Adaptation Service has successfully secured significant external grant funding to support climate action and other CRD services in implementing key climate and energy initiatives. This includes approximately $3.2 million in confirmed grant funding for projects completed in 2025 or currently underway.



Leveraged Funding: Estimated at 7:1

While not all relevant data is available, since 2021, CRD staff estimate that climate-related initiatives and programs have leveraged nearly $6M in grants received by the CRD, $5.1M in grants received by project partners, $1.8M in external partner investment, and $7.3M in induced investment from program participants, for a total of nearly $20.3M in leveraged funding and investment on approximately $2.9M in CRD investment and in-kind support, for an estimated leveraged funding ratio of 7:1 on CRD climate action.

Corporate GHG Reduction Projects

The projects shown below have largely been integrated into regular asset end-of-life planning, and the budgets shown are not indicative of the cost of carbon reductions alone. In some cases the low carbon choice is the default and lowest cost design choice for building or equipment renewals, while in others it is subject to life-cycle cost assessment and internal carbon price, as set out in the CRD carbon price policy.

Table G-1: Corporate GHG Reduction Projects

Community	Estimated GHG Reductions (tCO2e/yr)	% of 2025 CRD Emissions*	CRD Budget	Included in Financial Plan
Light Duty Vehicle Fleet Electrification (Green Fleet Policy)	232	7%	N/A	Y
Light Duty Vehicle Fleet EV Charging (EV Ready Fleet Policy)	N/A	N/A	$3.6M	Partial
Heat Recovery at Panorama Recreation Centre	231	7%	$4.0M	Y
Heat Recovery at SEAPARC Recreation Centre	120	3.5%	$2.2M	Y
Saanich Peninsula WWTP connection to District Energy System (DES)	140	4%	$1.2M	Partial
Fisgard Headquarters Decarbonization	100	3%	$2.6M	Y
Salt Spring Island Multispace Decarbonization	50	1.5%	$0.5M	Y

** Note: 2025 Corporate GHG emissions total was 3,432 tonnes CO2e/yr*

Community Programs

These programs are delivered by the Climate Action and Adaptation Service, among others that focus on climate adaptation and community outreach, and draw funding from a combination of operating funds and grant funding.

Table G-2: Corporate GHG Reduction Projects

Community	Estimated GHG Reductions (tCO2e/yr)	% of 2025 CRD Emissions*	CRD Budget	Included in Financial Plan
Home Energy Navigator Program	Residential Buildings: 222,592	12%	$0.3M/yr	Y
Building Benchmarking Program	Residential & Commercial Buildings: 466,835	26%	$0.3M/yr	Y
Public EV Charging Program	Light Duty Vehicles: 572,601	32%	$2.7M	Y

** Note: 2024 Regional GHG emissions total was 1.8M tonnes CO2e/yr*

Appendix H: Engagement Summary

During the course of developing the Climate Action Strategy, engagement was conducted with internal staff across various CRD service areas, municipal staff and elected officials, First Nations, and community groups. Across all engagement streams, feedback was collected through workshops, meetings, interviews, and correspondence, ensuring the 2026 Climate Action Strategy reflects a broad range of perspectives and is grounded in operational realities, regional priorities, and community needs. A summary of how each group was engaged, what was heard, and how this information was used to shape the Climate Action Strategy is outlined below.

Internal CRD Staff

Internal engagement was conducted through workshops and one-on-one meetings with project and management level staff across all relevant service areas, including Facilities Management, Fleet, Finance, Protectives Services, Regional Planning and Transportation, Regional Parks, Environmental Protection, Drinking Water Supply, Wastewater Management, Watershed Protection, First Nations Relations, Health and Capital Planning, Regional Housing, and Environmental Resource Management. Five group workshops, five one-on-one interviews, and three email reviews providing feedback were provided as part of engagement with internal CRD staff for the development of this strategy.

What was heard:

Staff reviewed the actions and priorities outlined in the 2021 Climate Action Strategy and identified next steps, gaps, and opportunities for improvement. They also provided input on the level of operational readiness for advancing climate action within their respective service areas. Staff identified linkages with strategic priorities within their service area and climate action, provided feedback on timelines of key projects, and communicated upcoming planned work to help reduce duplication and ensure efficient use of resources.

How the CRD Climate Action and Adaptation Service used this information:

This input informed the refinement of actions, ensuring they are realistic, aligned with divisional service mandates, and responsive to operational constraints and opportunities across service areas.

First Nations

The CRD sought both written and verbal feedback from nine local First Nations via engagement letters on the development of the strategy's vision, guiding principles, and goal areas.

What was heard:

First Nations emphasized the importance of relationships with nature, other living beings, and the interconnectedness of physical and spiritual worlds. Key principles included respect for the rights of all living things and reciprocity. Concerns were raised about coastal erosion and sea-level rise impacting cultural sites, as well as broader issues related to population growth and land-use change. Nations also expressed strong interest in meaningful collaboration and ongoing involvement in climate action initiatives.

How the CRD Climate Action and Adaptation Service used this information:

These perspectives were incorporated into the strategy's guiding principles, with interconnectedness, respect and reciprocity identified as core tenets. The CRD also included priority actions to support Indigenous-led climate initiatives and committed to ongoing collaboration and coordination with First Nations throughout implementation of this Strategy.

Community Organizations

The CRD conducted interviews with twenty local climate-focused community organizations to better understand their experiences in mobilizing community action.

What was heard:

Organizations highlighted the need for increased regional funding and expanded educational resources to support community-led initiatives. They expressed strong interest in improved collaboration and networking opportunities with local governments and emphasized the importance of reaching broader and more diverse audiences, including youth, Indigenous communities, and underrepresented groups. Participants also noted the need for clear, consistent, and accessible climate messaging, as well as practical outreach tools that connect climate action to daily life.

How the CRD Climate Action and Adaptation Service used this information:

This feedback informed priority actions related to community programming, outreach, and education, with a focus on strengthening partnerships, improving accessibility of resources, and enhancing the CRD's role in regional coordination and advocacy.

Municipal Staff (Climate Action Inter-Municipal Working Group)

Municipal staff participated through regular quarterly meetings of the Climate Action Inter-Municipal Working Group, where facilitated discussions focused on reviewing the strategy's vision, goals, principles, and priority actions.

What was heard:

Municipal staff emphasized the importance of knowledge sharing, regional collaboration, policy alignment, and capacity building. They also highlighted the need for stronger public outreach and access to practical tools such as data, emissions inventories, and case studies to support implementation. CRD staff also conducted multiple interviews with select municipal staff to understand needs and priorities for community mobilization.

How the CRD used this information:

This feedback shaped actions focused on strengthening regional coordination, improving access to shared resources and data, and enhancing communication and outreach efforts to support implementation across municipalities.

Elected Officials (Climate Action Inter-Municipal Task Force)

Elected officials on the Climate Action Inter-Municipal Task Force were engaged through regular quarterly Task Force meetings, where they reviewed and provided input on the strategy's overarching vision, goals, principles, and priority actions.

What was heard:

Elected officials identified the need to move beyond siloed, resource-constrained approaches toward more coordinated, region-wide climate action. They emphasized the importance of stronger evidence-based decision-making, shared tools, and integrated approaches, as well as shifting from incremental and car-centric efforts to more systems-level strategies that prioritize resilience, ecosystem value, local solutions, and higher-impact investments.

How the CRD Climate Action and Adaptation Service used this information:

This input informed the overall direction of the strategy, reinforcing an emphasis on regional coordination, systems thinking, and prioritization of high-impact actions supported by evidence and cross-departmental collaboration.

To learn more about climate action in the capital region, visit:

www.crd.ca/climate

Questions or feedback? Contact us at:

climateaction@crd.bc.ca

